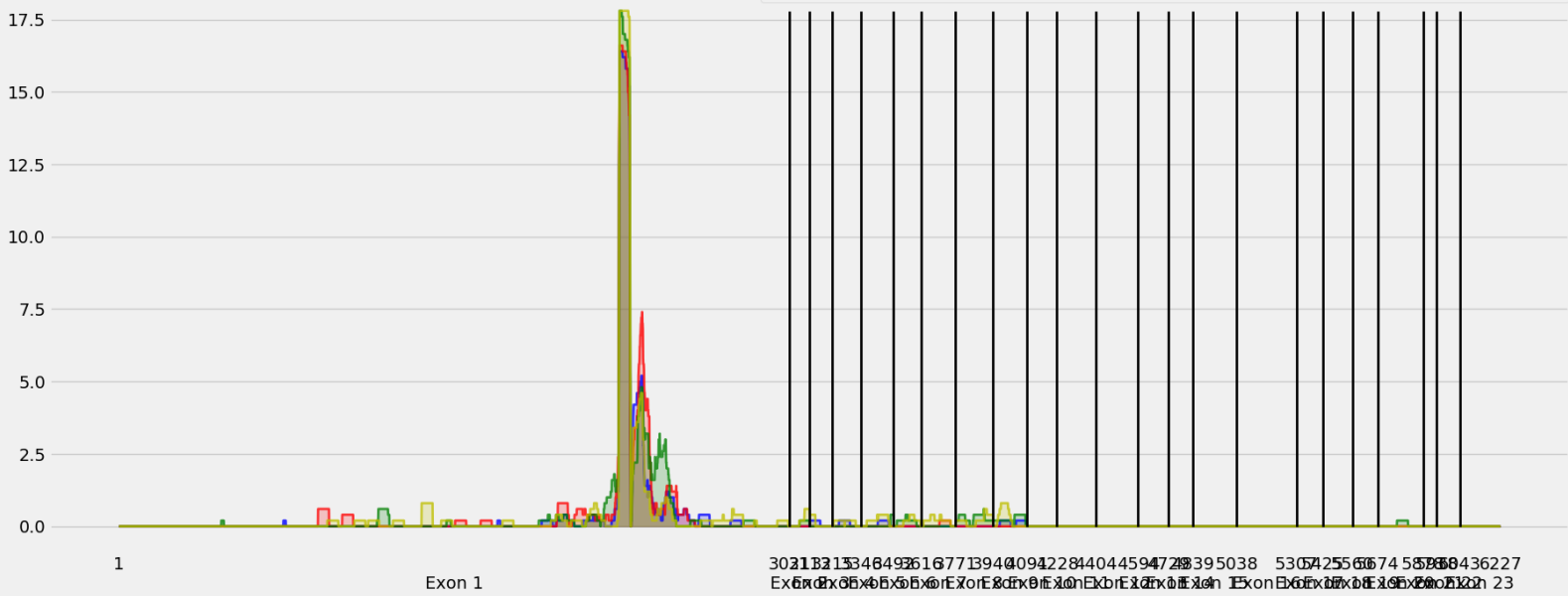


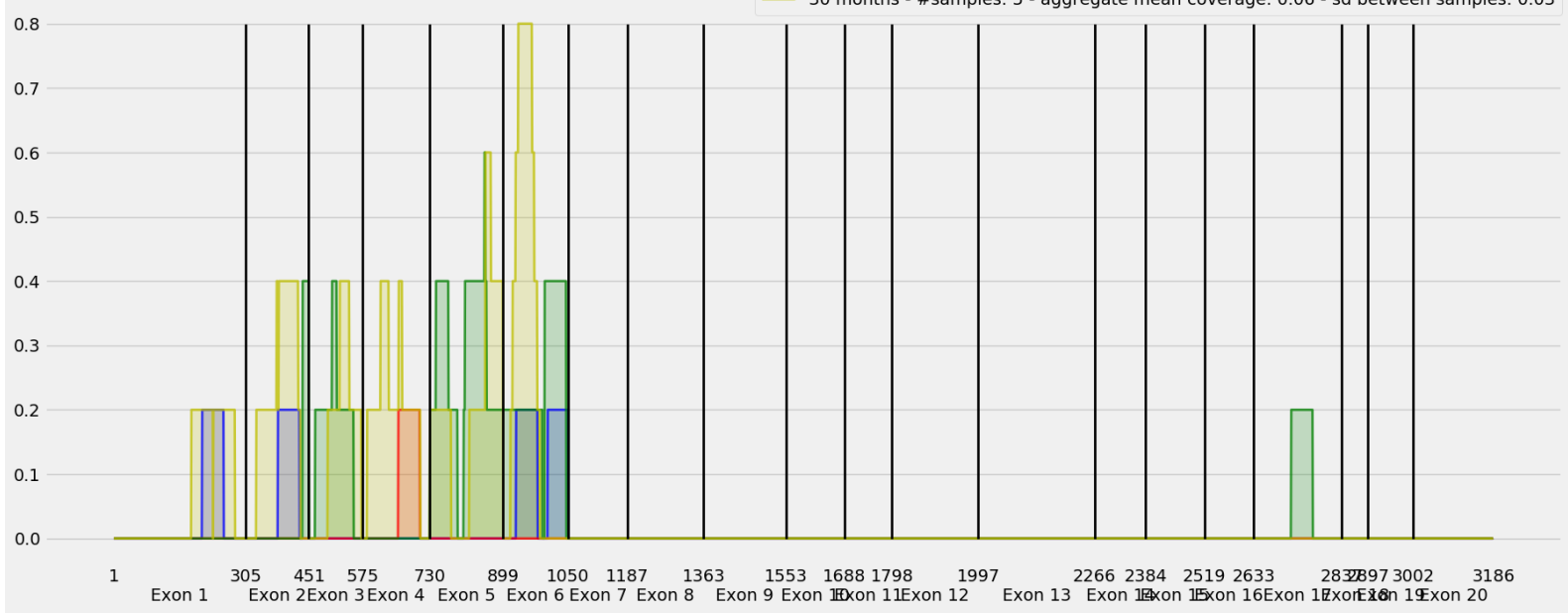
Coverage for chr1:172271709-172298064 - specific region
Strand: Minus

9 months - #samples: 5 - aggregate mean coverage: 0.22 - sd between samples: 0.01
15 months - #samples: 5 - aggregate mean coverage: 0.25 - sd between samples: 0.02
24 months - #samples: 5 - aggregate mean coverage: 0.27 - sd between samples: 0.04
30 months - #samples: 5 - aggregate mean coverage: 0.26 - sd between samples: 0.03



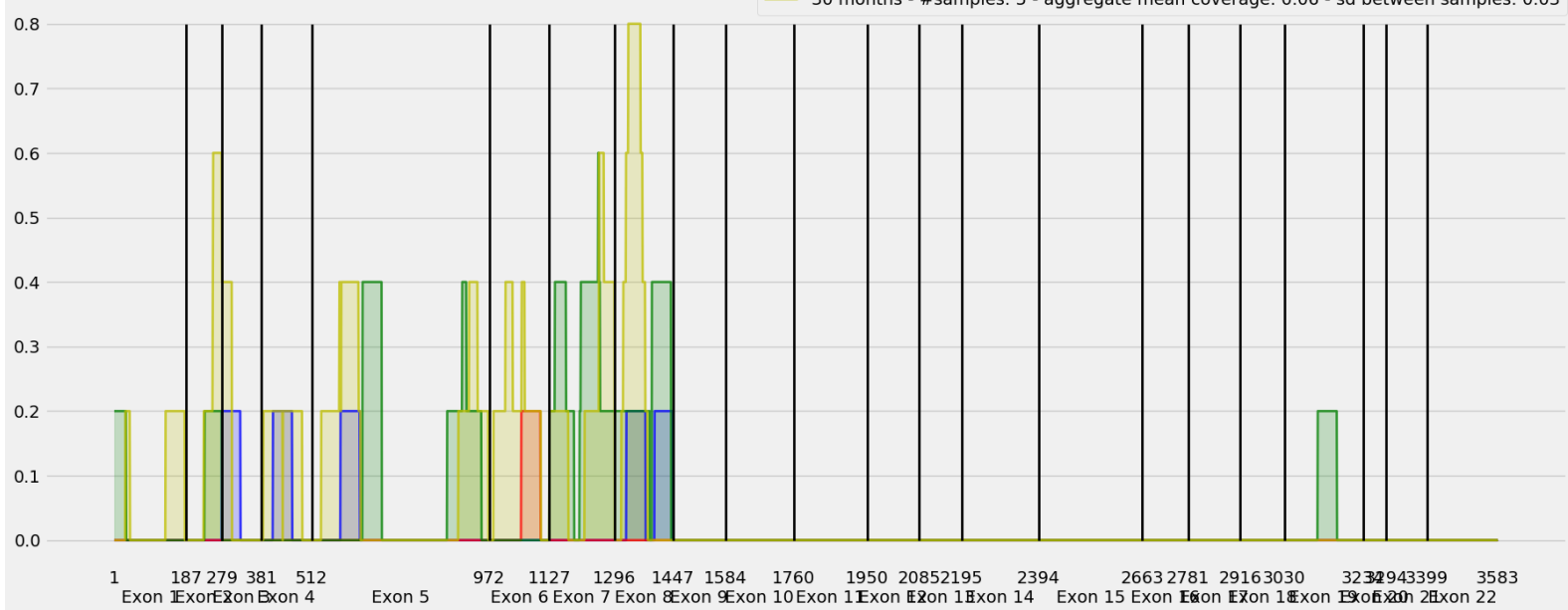
Coverage for chr1:172271709-172298064 - specific regions
 Strand: Minus

9 months - #samples: 5 - aggregate mean coverage: 0.01 - sd between samples: 0.01
 15 months - #samples: 5 - aggregate mean coverage: 0.00 - sd between samples: 0.02
 24 months - #samples: 5 - aggregate mean coverage: 0.04 - sd between samples: 0.04
 30 months - #samples: 5 - aggregate mean coverage: 0.06 - sd between samples: 0.03



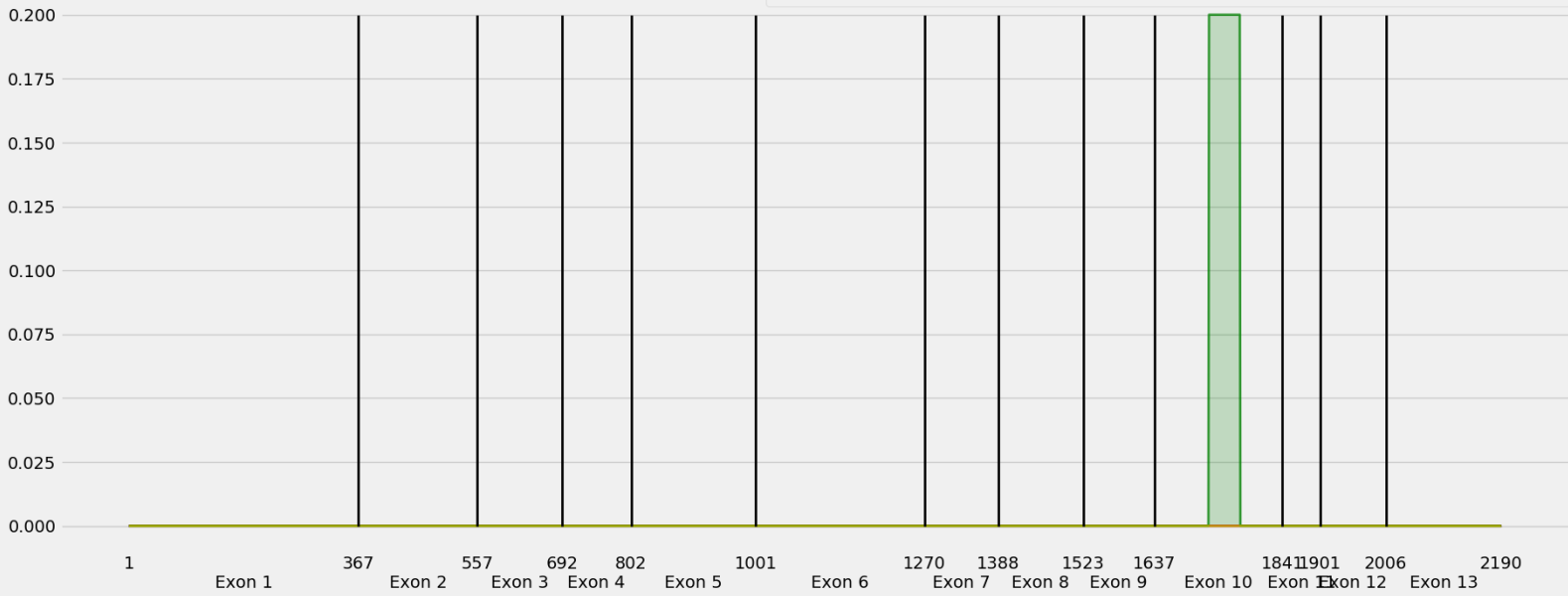
Coverage for chr1:172271709-172298064 - specific regions
 Strand: Minus

9 months - #samples: 5 - aggregate mean coverage: 0.01 - sd between samples: 0.01
 15 months - #samples: 5 - aggregate mean coverage: 0.00 - sd between samples: 0.02
 24 months - #samples: 5 - aggregate mean coverage: 0.04 - sd between samples: 0.04
 30 months - #samples: 5 - aggregate mean coverage: 0.06 - sd between samples: 0.03



Coverage for chr1:172271709-172298064 - specific regions
Strand: Minus

9 months - #samples: 5 - aggregate mean coverage: 0.00 - sd between samples: 0.01
15 months - #samples: 5 - aggregate mean coverage: 0.00 - sd between samples: 0.02
24 months - #samples: 5 - aggregate mean coverage: 0.00 - sd between samples: 0.04
30 months - #samples: 5 - aggregate mean coverage: 0.00 - sd between samples: 0.03



Coverage for chr1:172271709-172298064 - specific regions
Strand: Minus

9 months - #samples: 5 - aggregate mean coverage: 0.03 - sd between samples: 0.01
15 months - #samples: 5 - aggregate mean coverage: 0.00 - sd between samples: 0.02
24 months - #samples: 5 - aggregate mean coverage: 0.03 - sd between samples: 0.04
30 months - #samples: 5 - aggregate mean coverage: 0.08 - sd between samples: 0.03

