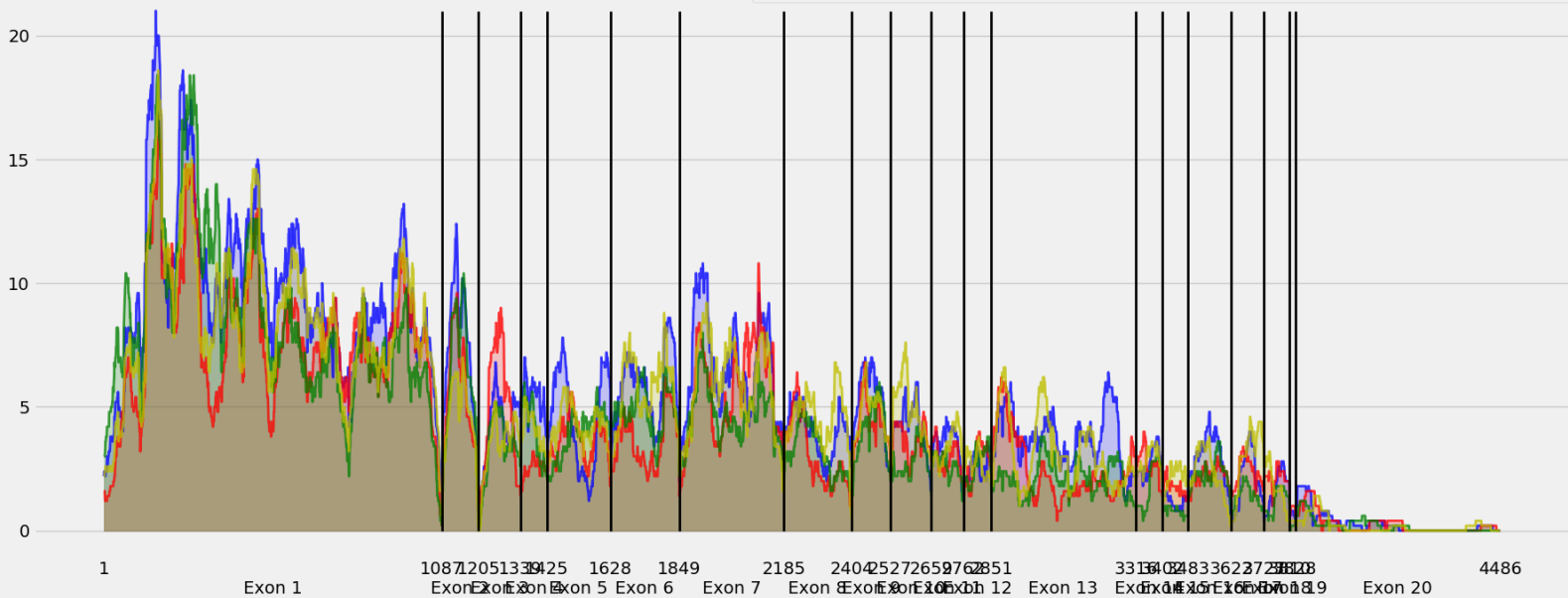


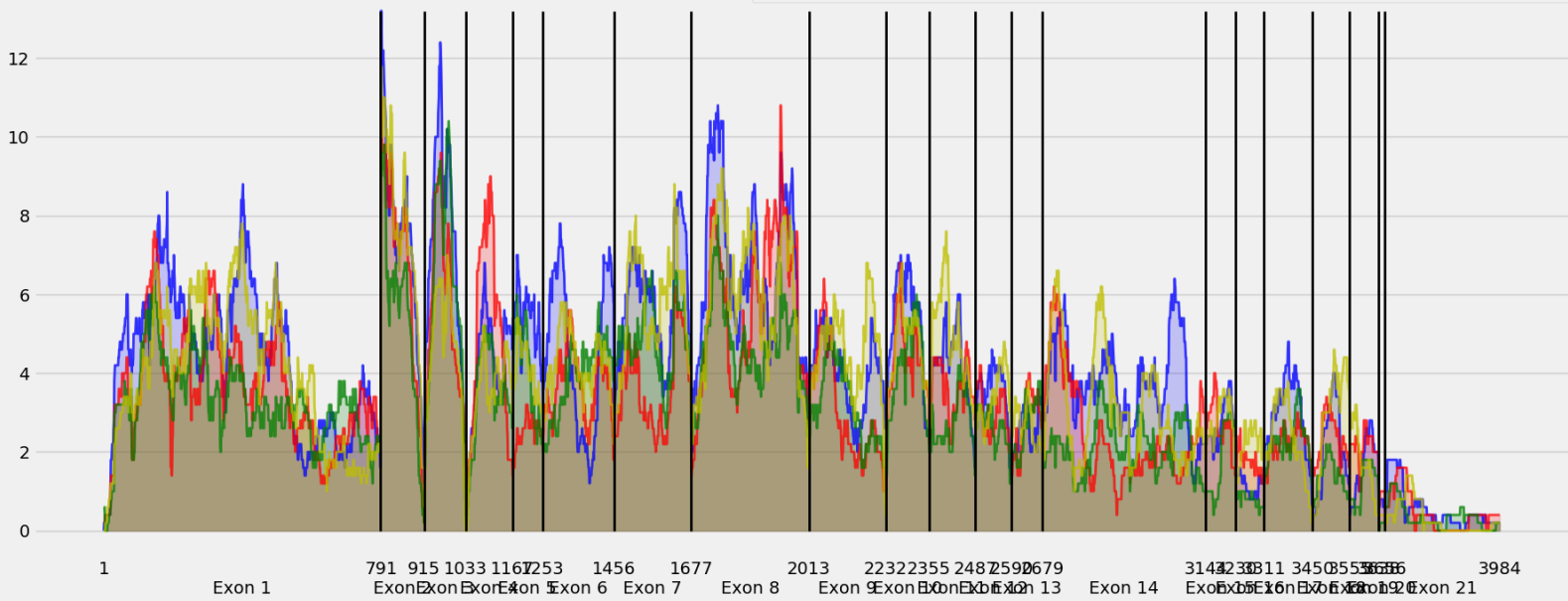
Coverage for chr5:122453513-122502225 - specific regions
Strand: Minus

9 months - #samples: 5 - aggregate mean coverage: 5.06 - sd between samples: 0.13
15 months - #samples: 5 - aggregate mean coverage: 4.04 - sd between samples: 0.21
24 months - #samples: 5 - aggregate mean coverage: 4.05 - sd between samples: 0.24
30 months - #samples: 5 - aggregate mean coverage: 4.55 - sd between samples: 0.18



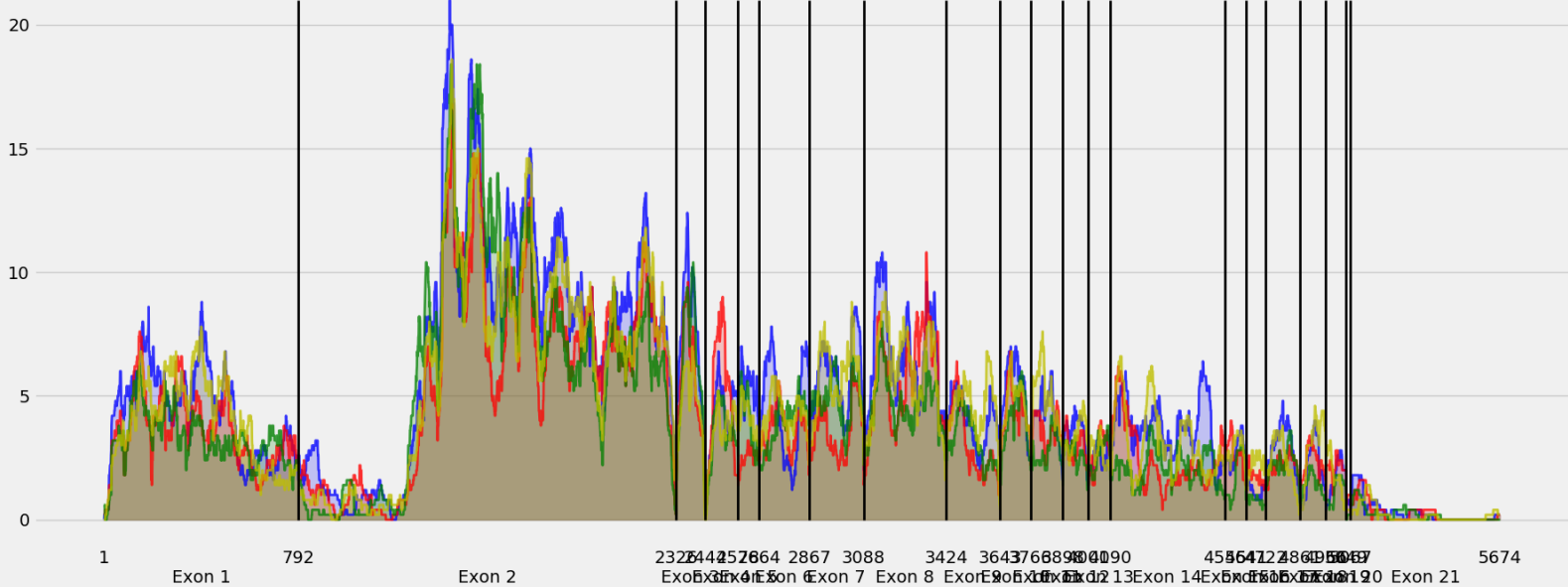
Coverage for chr5:122453513-122502225 - specific regions
Strand: Minus

9 months - #samples: 5 - aggregate mean coverage: 4.13 - sd between samples: 0.13
15 months - #samples: 5 - aggregate mean coverage: 3.35 - sd between samples: 0.21
24 months - #samples: 5 - aggregate mean coverage: 3.05 - sd between samples: 0.24
30 months - #samples: 5 - aggregate mean coverage: 3.79 - sd between samples: 0.18



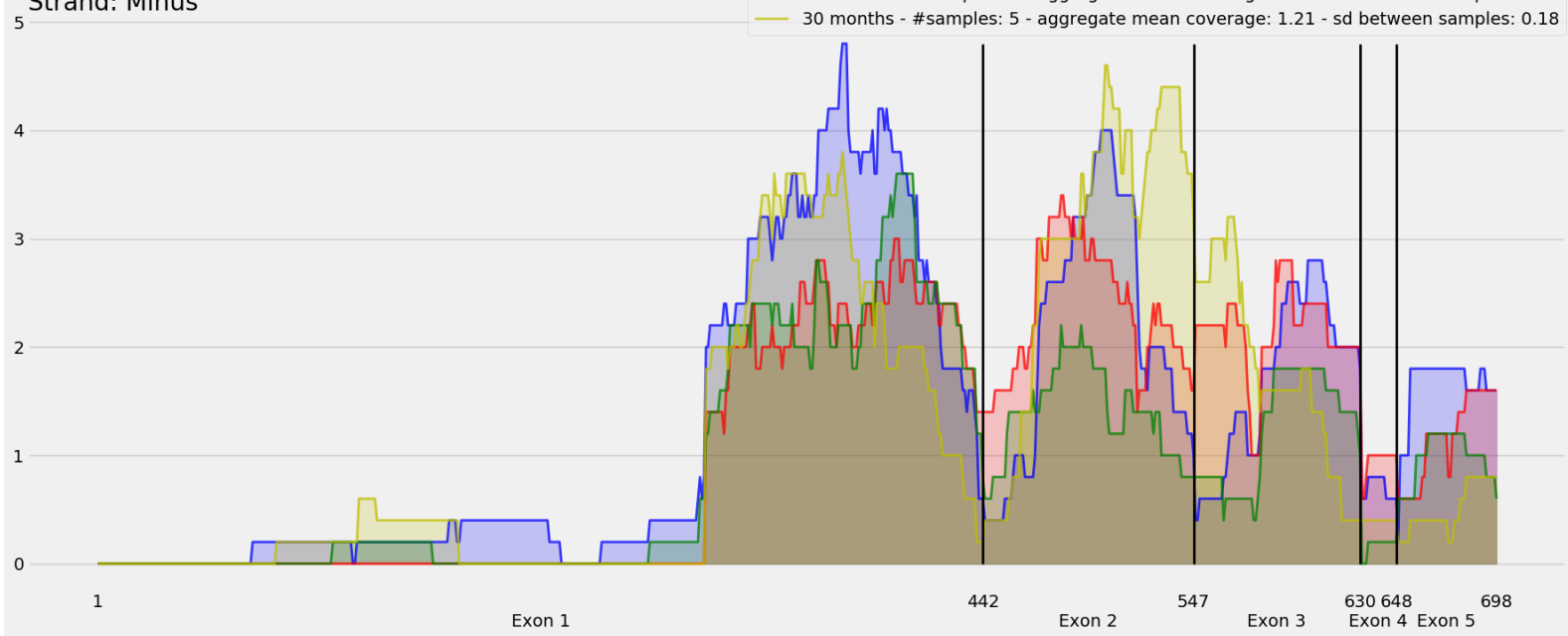
Coverage for chr5:122453513-122502225 - specific regions
Strand: Minus

9 months - #samples: 5 - aggregate mean coverage: 4.69 - sd between samples: 0.13
15 months - #samples: 5 - aggregate mean coverage: 3.76 - sd between samples: 0.21
24 months - #samples: 5 - aggregate mean coverage: 3.70 - sd between samples: 0.24
30 months - #samples: 5 - aggregate mean coverage: 4.20 - sd between samples: 0.18



Coverage for chr5:122453513-122502225 - specific regions
Strand: Minus

9 months - #samples: 5 - aggregate mean coverage: 1.34 - sd between samples: 0.13
15 months - #samples: 5 - aggregate mean coverage: 1.16 - sd between samples: 0.21
24 months - #samples: 5 - aggregate mean coverage: 0.91 - sd between samples: 0.24
30 months - #samples: 5 - aggregate mean coverage: 1.21 - sd between samples: 0.18



Coverage for chr5:122453513-122502225 - specific regions
Strand: Minus

9 months - #samples: 5 - aggregate mean coverage: 1.47 - sd between samples: 0.13
15 months - #samples: 5 - aggregate mean coverage: 1.32 - sd between samples: 0.21
24 months - #samples: 5 - aggregate mean coverage: 1.03 - sd between samples: 0.24
30 months - #samples: 5 - aggregate mean coverage: 1.36 - sd between samples: 0.18

