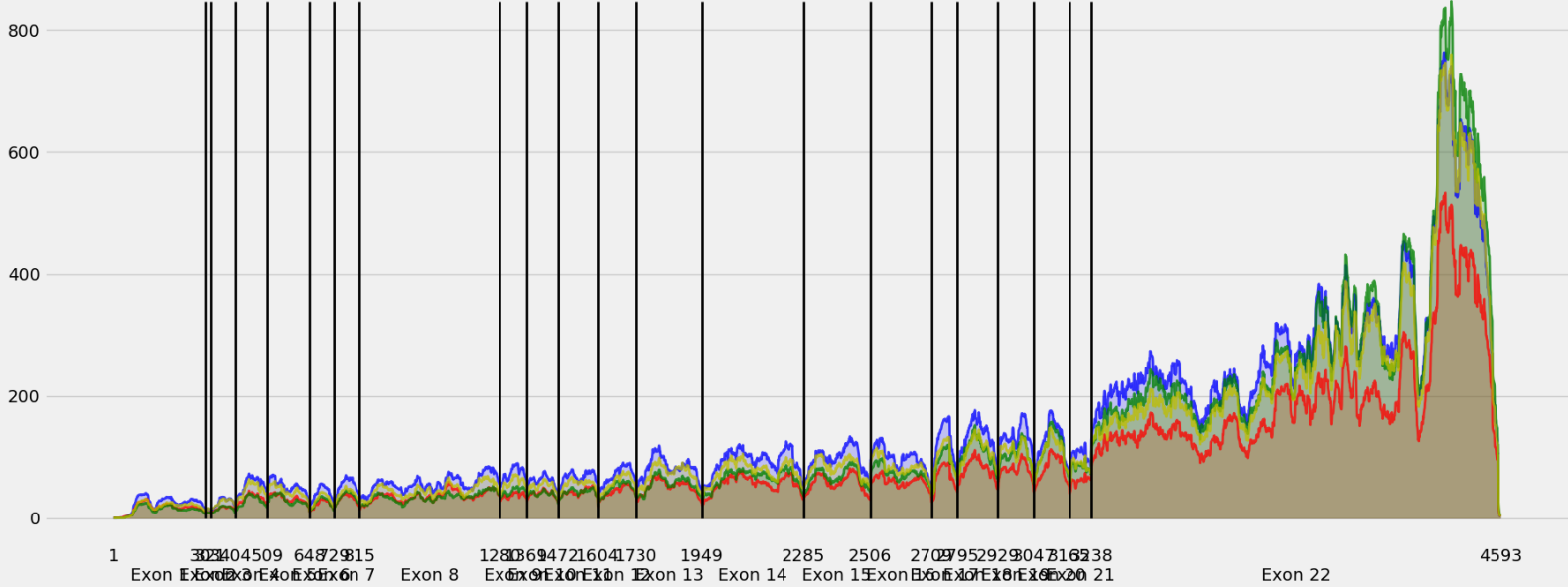


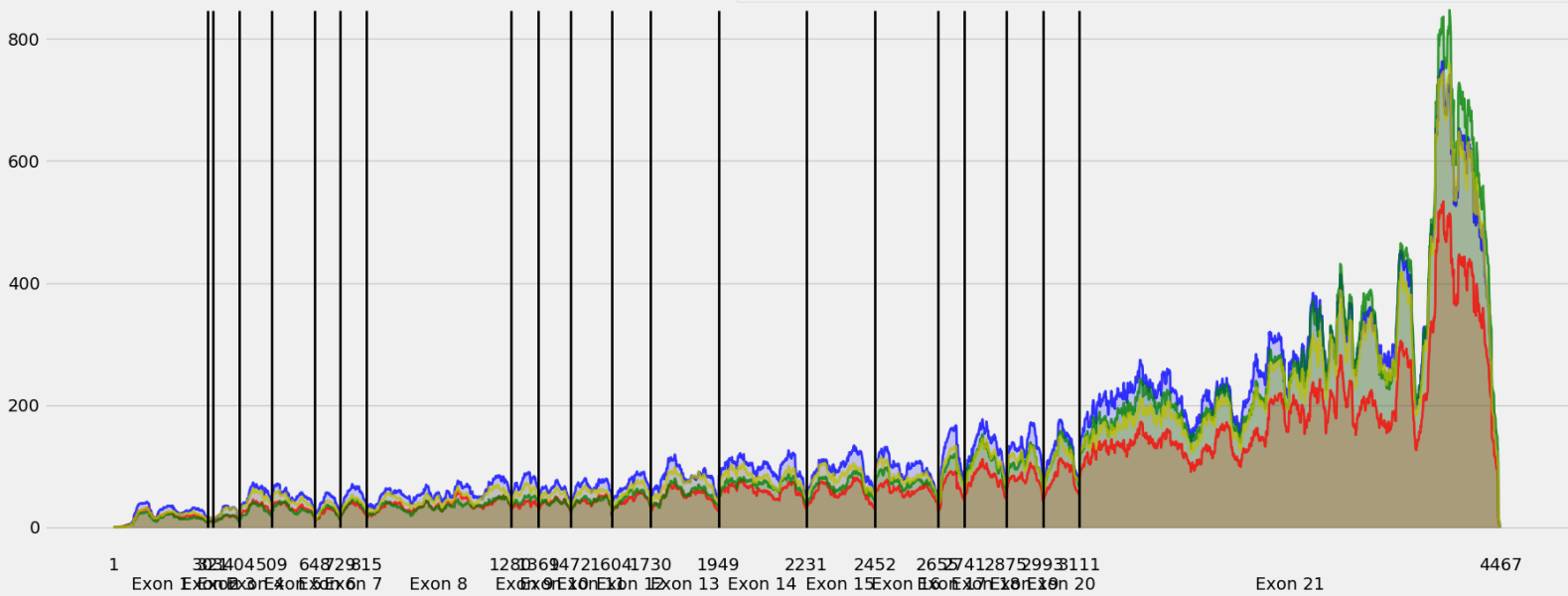
Coverage for chr11:72961169-72993044 - specific regions
Strand: Plus

9 months - #samples: 5 - aggregate mean coverage: 142.34 - sd between samples: 8.28
15 months - #samples: 5 - aggregate mean coverage: 91.42 - sd between samples: 3.55
24 months - #samples: 5 - aggregate mean coverage: 125.78 - sd between samples: 6.17
30 months - #samples: 5 - aggregate mean coverage: 124.71 - sd between samples: 6.13



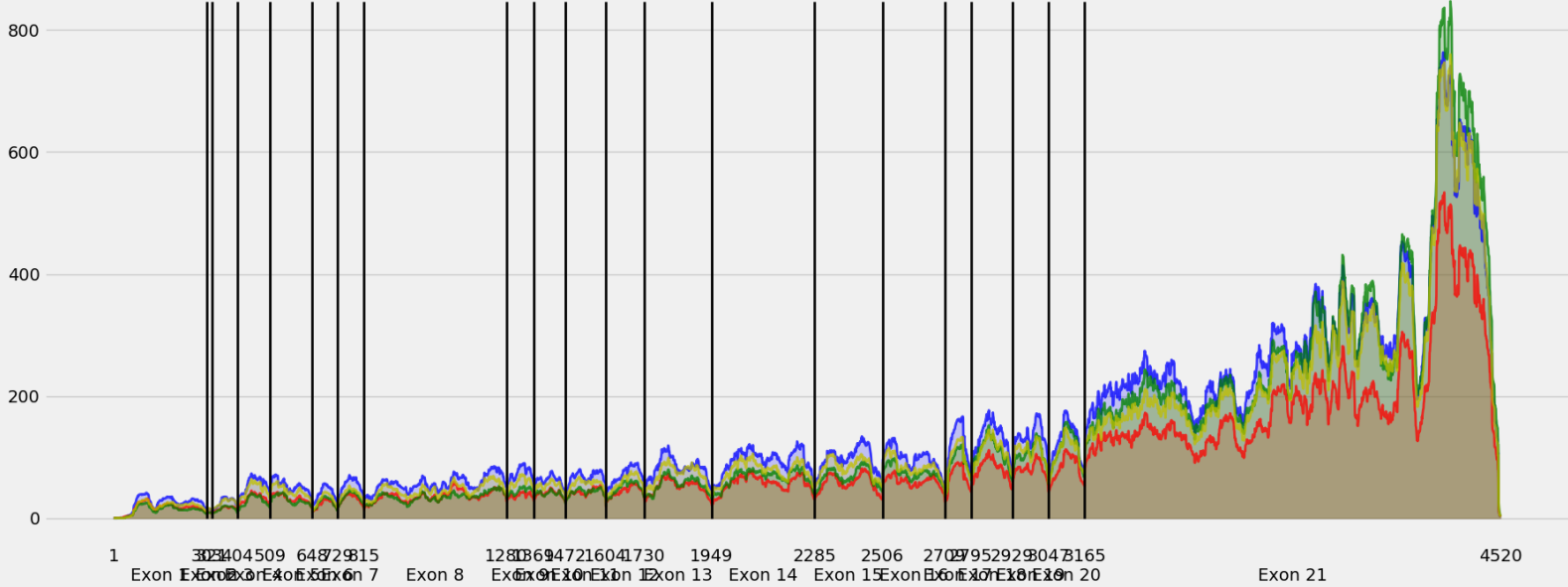
Coverage for chr11:72961169-72993044 - specific regions
Strand: Plus

9 months - #samples: 5 - aggregate mean coverage: 143.93 - sd between samples: 8.28
15 months - #samples: 5 - aggregate mean coverage: 92.55 - sd between samples: 3.55
24 months - #samples: 5 - aggregate mean coverage: 127.44 - sd between samples: 6.17
30 months - #samples: 5 - aggregate mean coverage: 126.17 - sd between samples: 6.13



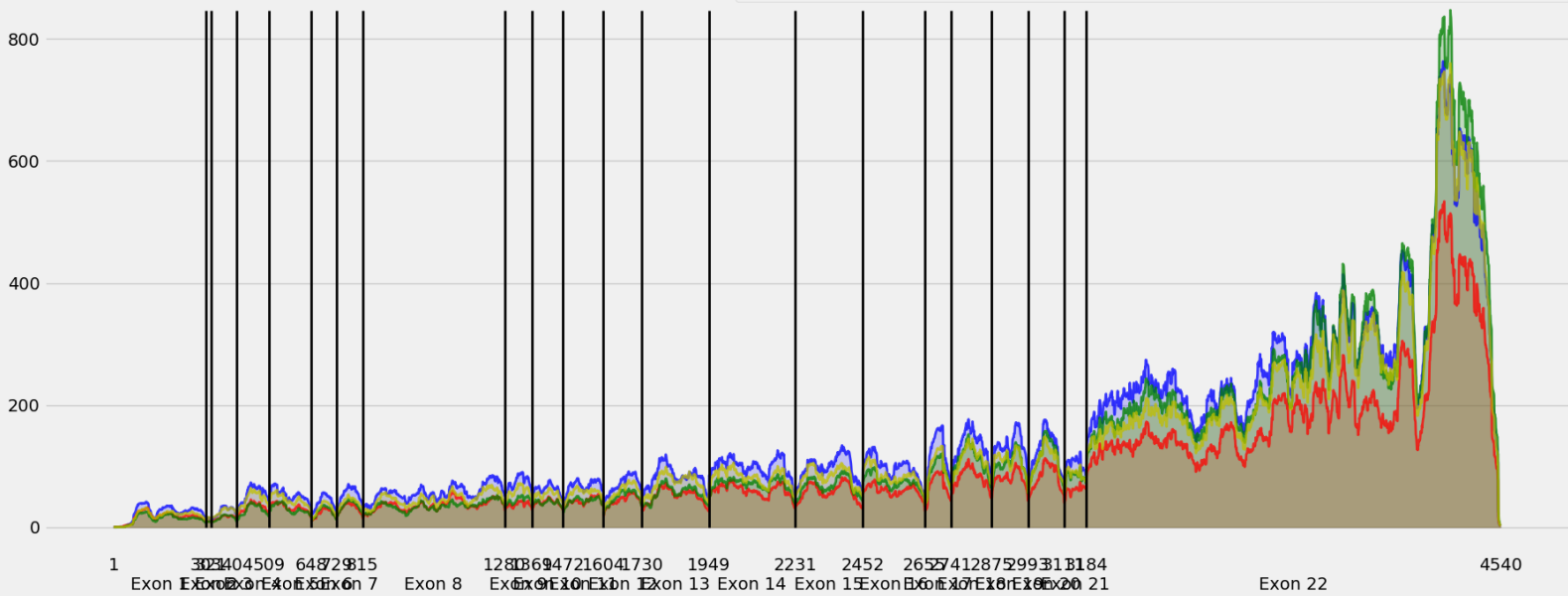
Coverage for chr11:72961169-72993044 - specific regions
Strand: Plus

9 months - #samples: 5 - aggregate mean coverage: 142.99 - sd between samples: 8.28
15 months - #samples: 5 - aggregate mean coverage: 91.91 - sd between samples: 3.55
24 months - #samples: 5 - aggregate mean coverage: 126.47 - sd between samples: 6.17
30 months - #samples: 5 - aggregate mean coverage: 125.34 - sd between samples: 6.13



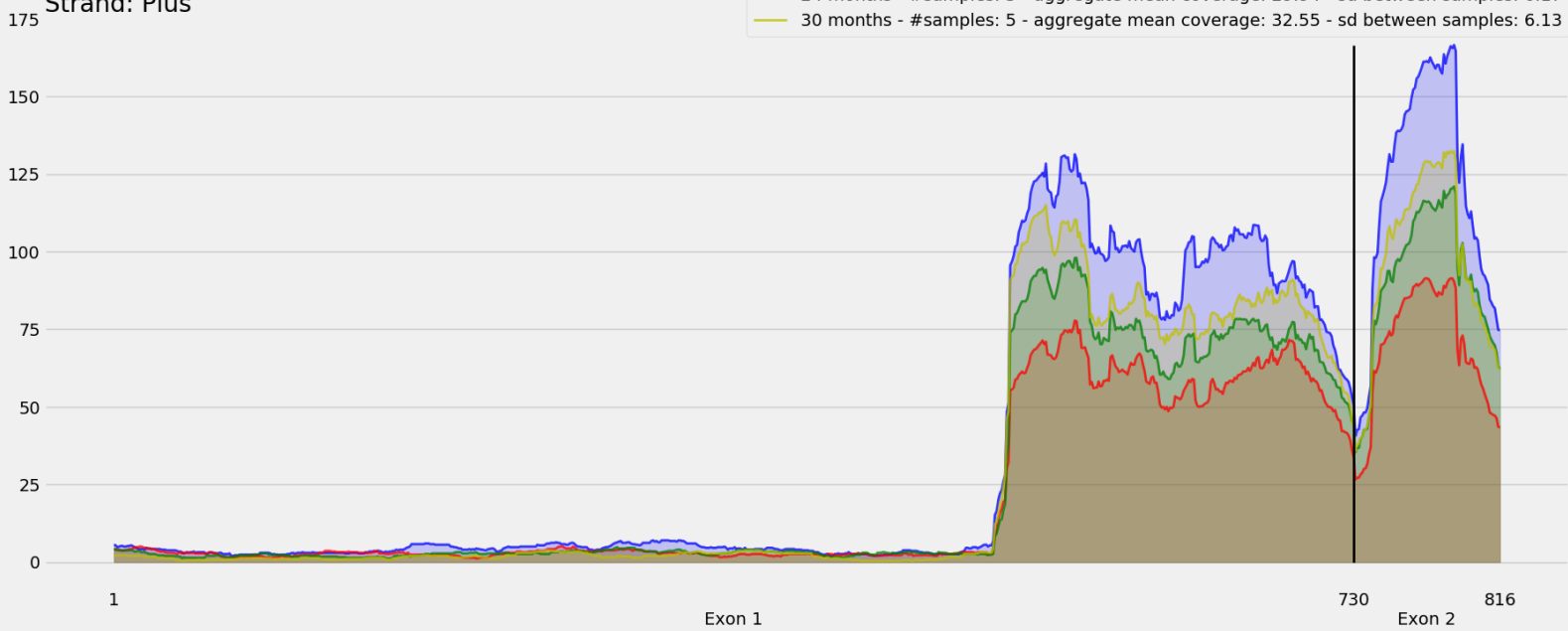
Coverage for chr11:72961169-72993044 - specific regions
Strand: Plus

9 months - #samples: 5 - aggregate mean coverage: 143.26 - sd between samples: 8.28
15 months - #samples: 5 - aggregate mean coverage: 92.04 - sd between samples: 3.55
24 months - #samples: 5 - aggregate mean coverage: 126.73 - sd between samples: 6.17
30 months - #samples: 5 - aggregate mean coverage: 125.52 - sd between samples: 6.13



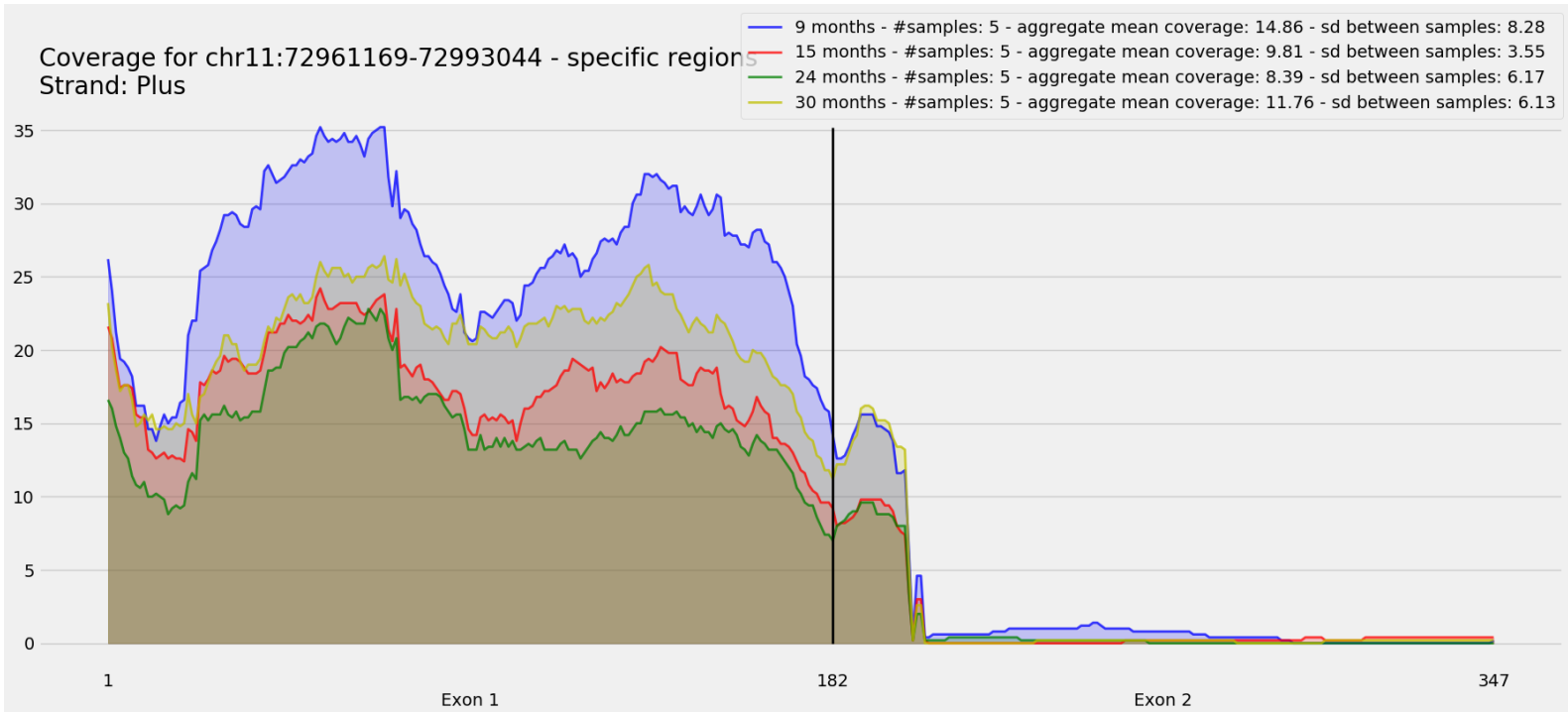
Coverage for chr11:72961169-72993044 - specific regions
Strand: Plus

9 months - #samples: 5 - aggregate mean coverage: 40.02 - sd between samples: 8.28
15 months - #samples: 5 - aggregate mean coverage: 24.19 - sd between samples: 3.55
24 months - #samples: 5 - aggregate mean coverage: 29.94 - sd between samples: 6.17
30 months - #samples: 5 - aggregate mean coverage: 32.55 - sd between samples: 6.13



Coverage for chr11:72961169-72993044 - specific region
Strand: Plus

9 months - #samples: 5 - aggregate mean coverage: 14.86 - sd between samples: 8.28
15 months - #samples: 5 - aggregate mean coverage: 9.81 - sd between samples: 3.55
24 months - #samples: 5 - aggregate mean coverage: 8.39 - sd between samples: 6.17
30 months - #samples: 5 - aggregate mean coverage: 11.76 - sd between samples: 6.13



Coverage for chr11:72961169-72993044 - specific regions
Strand: Plus

9 months - #samples: 5 - aggregate mean coverage: 141.96 - sd between samples: 8.28
15 months - #samples: 5 - aggregate mean coverage: 91.18 - sd between samples: 3.55
24 months - #samples: 5 - aggregate mean coverage: 125.44 - sd between samples: 6.17
30 months - #samples: 5 - aggregate mean coverage: 124.39 - sd between samples: 6.13

