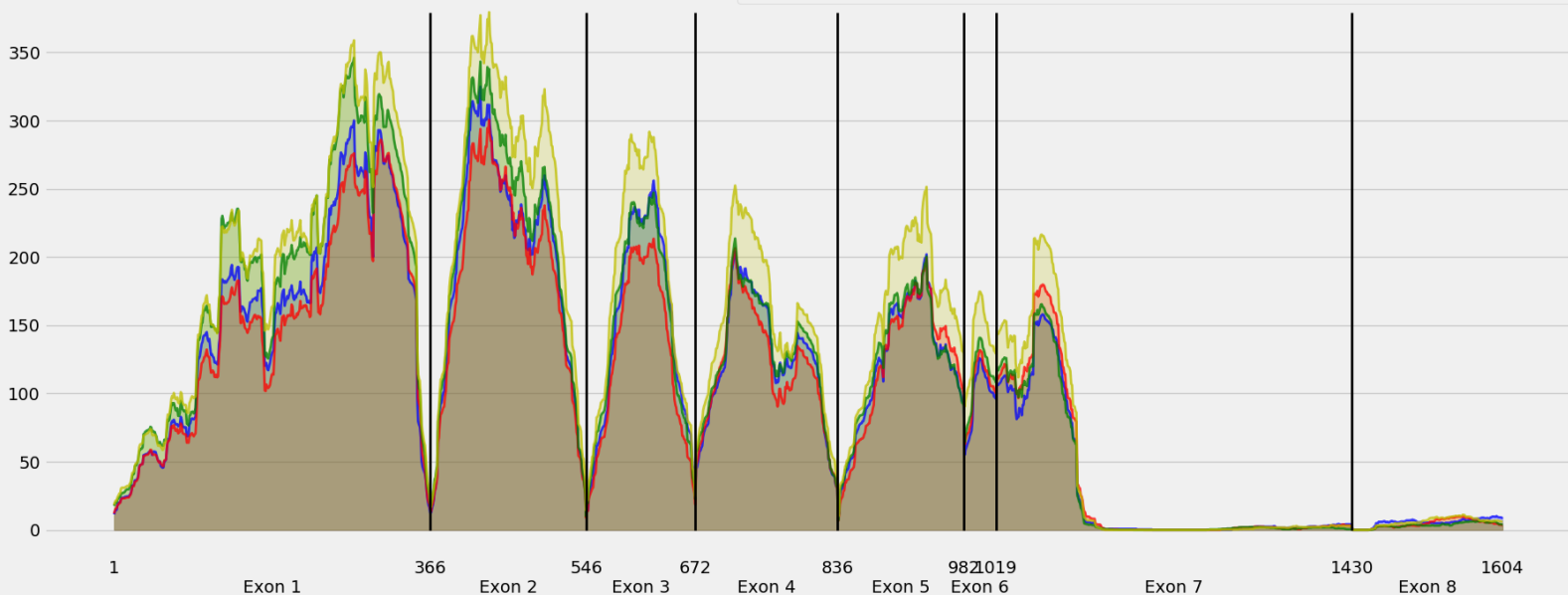


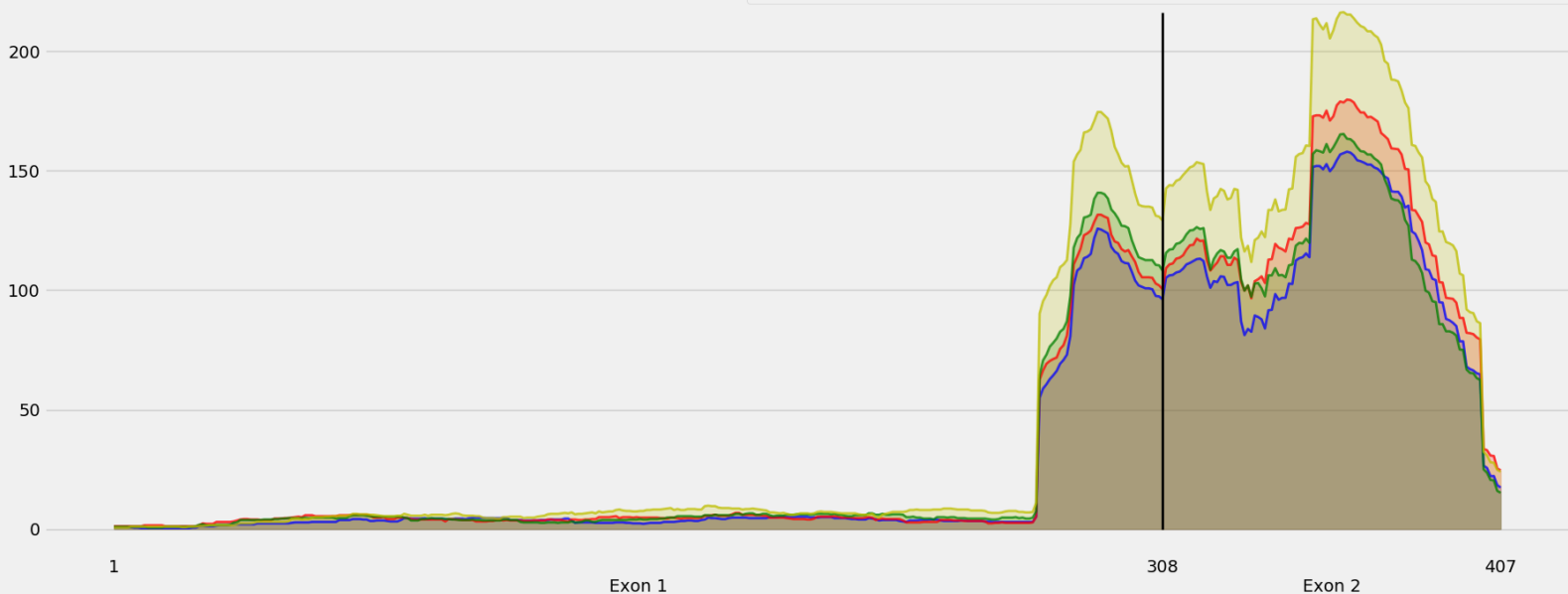
Coverage for chr3:105942698-105960099 - specific regions  
Strand: Minus

9 months - #samples: 5 - aggregate mean coverage: 102.99 - sd between samples: 1.46  
15 months - #samples: 5 - aggregate mean coverage: 97.89 - sd between samples: 1.51  
24 months - #samples: 5 - aggregate mean coverage: 111.50 - sd between samples: 2.21  
30 months - #samples: 5 - aggregate mean coverage: 127.01 - sd between samples: 3.09



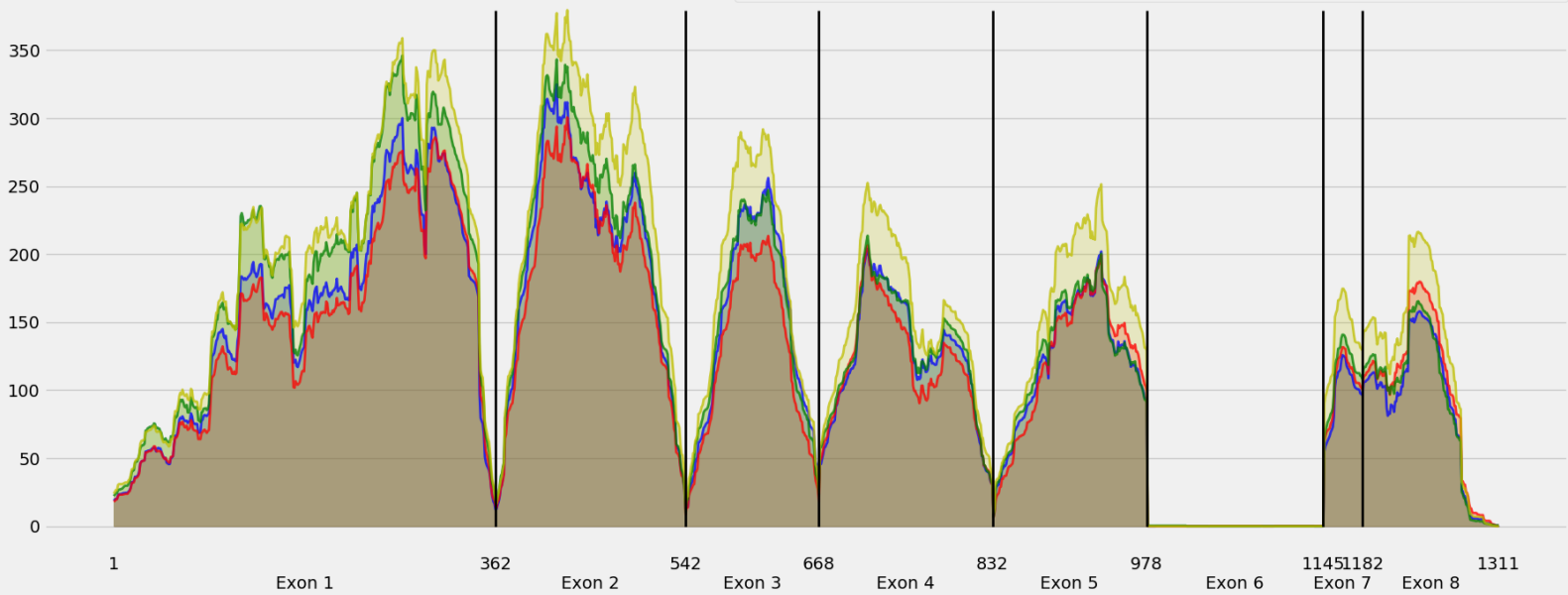
Coverage for chr3:105942698-105960099 - specific regions  
Strand: Minus

9 months - #samples: 5 - aggregate mean coverage: 37.67 - sd between samples: 1.46  
15 months - #samples: 5 - aggregate mean coverage: 42.09 - sd between samples: 1.51  
24 months - #samples: 5 - aggregate mean coverage: 40.66 - sd between samples: 2.21  
30 months - #samples: 5 - aggregate mean coverage: 52.69 - sd between samples: 3.09



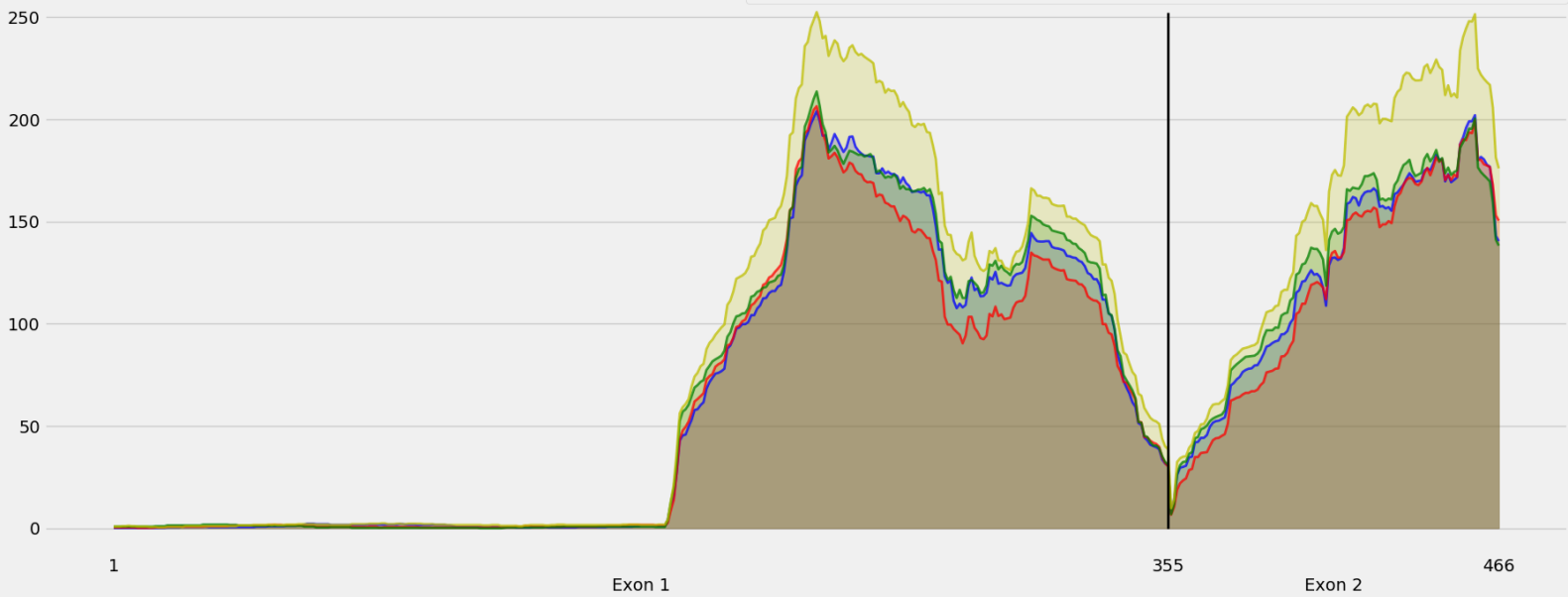
Coverage for chr3:105942698-105960099 - specific regions  
Strand: Minus

9 months - #samples: 5 - aggregate mean coverage: 124.95 - sd between samples: 1.46  
15 months - #samples: 5 - aggregate mean coverage: 118.89 - sd between samples: 1.51  
24 months - #samples: 5 - aggregate mean coverage: 135.72 - sd between samples: 2.21  
30 months - #samples: 5 - aggregate mean coverage: 154.34 - sd between samples: 3.09



Coverage for chr3:105942698-105960099 - specific regions  
Strand: Minus

9 months - #samples: 5 - aggregate mean coverage: 73.87 - sd between samples: 1.46  
15 months - #samples: 5 - aggregate mean coverage: 70.10 - sd between samples: 1.51  
24 months - #samples: 5 - aggregate mean coverage: 76.37 - sd between samples: 2.21  
30 months - #samples: 5 - aggregate mean coverage: 90.70 - sd between samples: 3.09



Coverage for chr3:105942698-105960099 - specific regions  
Strand: Minus

9 months - #samples: 5 - aggregate mean coverage: 21.23 - sd between samples: 1.46  
15 months - #samples: 5 - aggregate mean coverage: 21.33 - sd between samples: 1.51  
24 months - #samples: 5 - aggregate mean coverage: 22.03 - sd between samples: 2.21  
30 months - #samples: 5 - aggregate mean coverage: 27.04 - sd between samples: 3.09



Coverage for chr3:105942698-105960099 - specific regions  
Strand: Minus

9 months - #samples: 5 - aggregate mean coverage: 162.89 - sd between samples: 1.46  
15 months - #samples: 5 - aggregate mean coverage: 151.05 - sd between samples: 1.51  
24 months - #samples: 5 - aggregate mean coverage: 176.53 - sd between samples: 2.21  
30 months - #samples: 5 - aggregate mean coverage: 197.06 - sd between samples: 3.09

