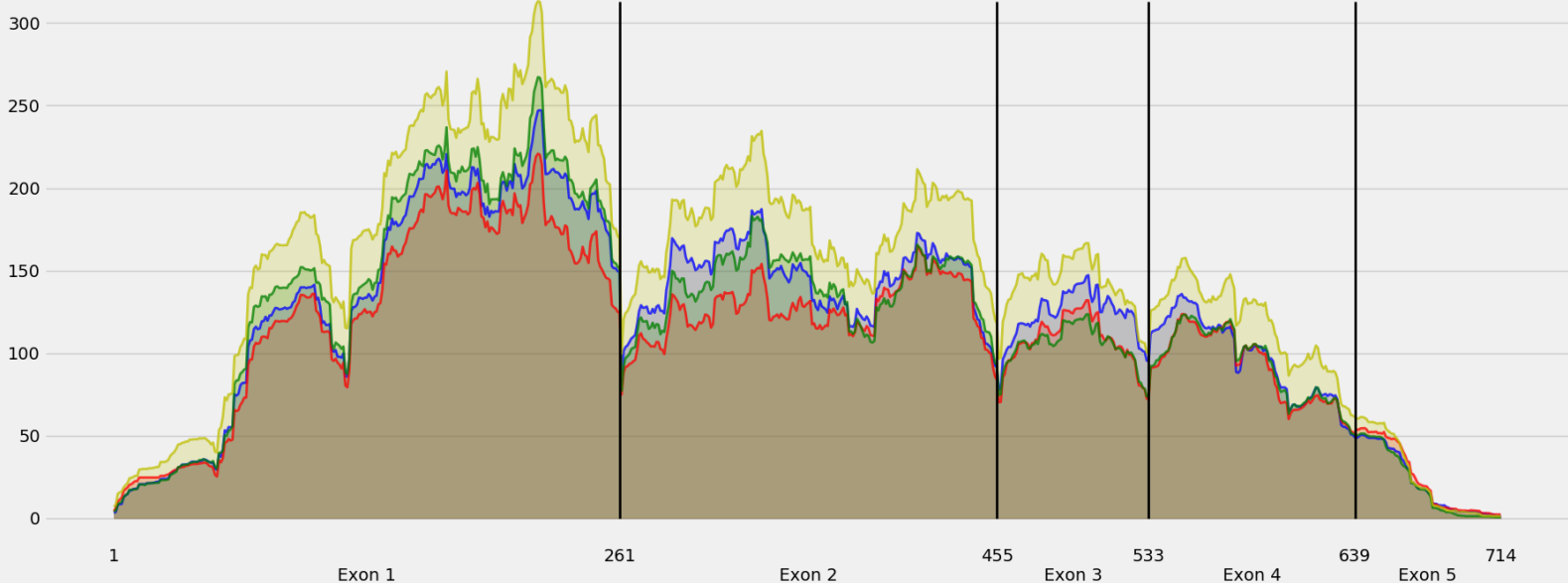


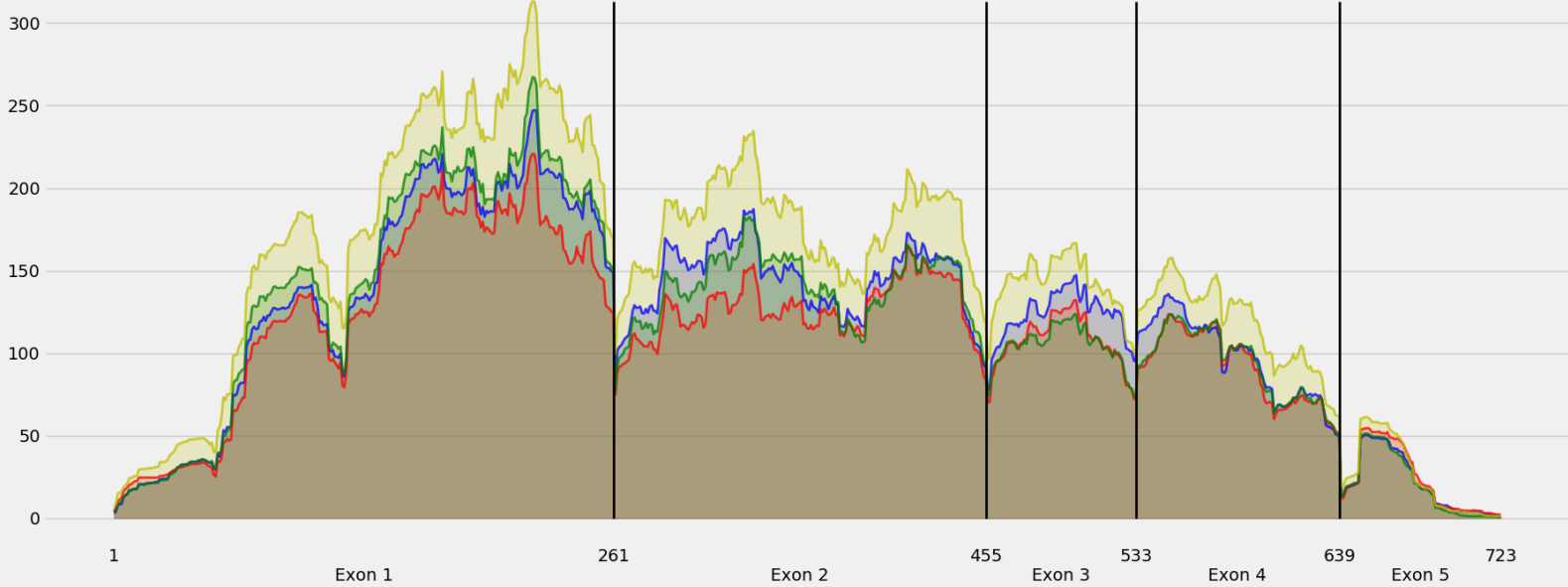
Coverage for chr2:73908447-73911326 - specific regions  
Strand: Minus

9 months - #samples: 5 - aggregate mean coverage: 118.35 - sd between samples: 4.01  
15 months - #samples: 5 - aggregate mean coverage: 106.80 - sd between samples: 5.06  
24 months - #samples: 5 - aggregate mean coverage: 117.17 - sd between samples: 12.48  
30 months - #samples: 5 - aggregate mean coverage: 145.27 - sd between samples: 12.73



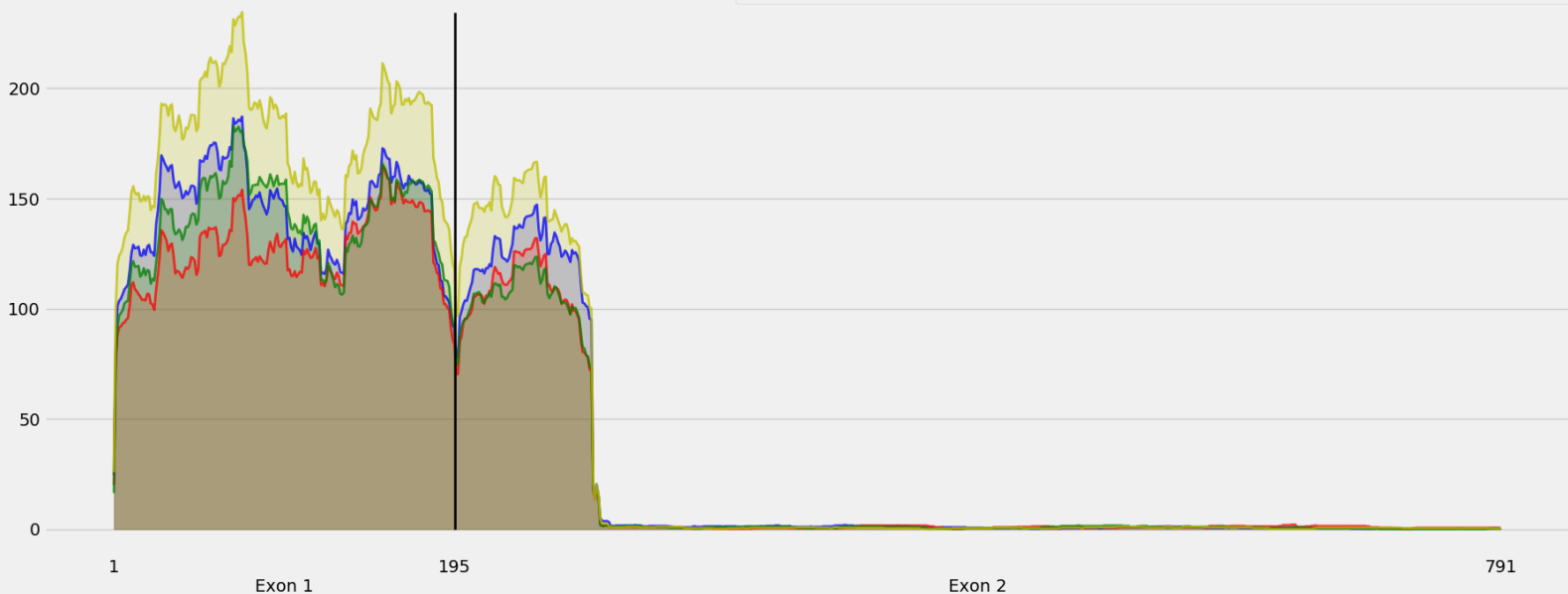
Coverage for chr2:73908447-73911326 - specific regions  
Strand: Minus

9 months - #samples: 5 - aggregate mean coverage: 117.13 - sd between samples: 4.01  
15 months - #samples: 5 - aggregate mean coverage: 105.72 - sd between samples: 5.06  
24 months - #samples: 5 - aggregate mean coverage: 115.97 - sd between samples: 12.48  
30 months - #samples: 5 - aggregate mean coverage: 143.79 - sd between samples: 12.73



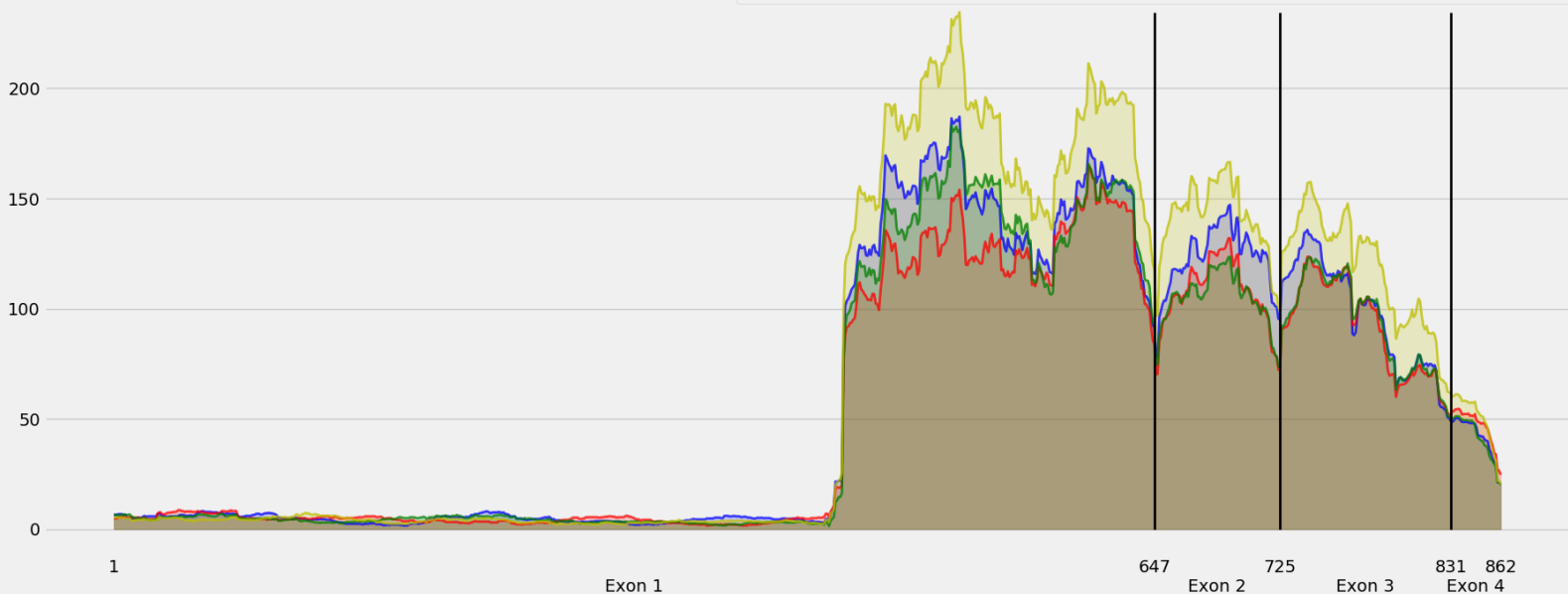
Coverage for chr2:73908447-73911326 - specific region  
Strand: Minus

9 months - #samples: 5 - aggregate mean coverage: 48.21 - sd between samples: 4.01  
15 months - #samples: 5 - aggregate mean coverage: 42.21 - sd between samples: 5.06  
24 months - #samples: 5 - aggregate mean coverage: 45.19 - sd between samples: 12.48  
30 months - #samples: 5 - aggregate mean coverage: 57.81 - sd between samples: 12.73



Coverage for chr2:73908447-73911326 - specific region  
Strand: Minus

9 months - #samples: 5 - aggregate mean coverage: 59.60 - sd between samples: 4.01  
15 months - #samples: 5 - aggregate mean coverage: 53.44 - sd between samples: 5.06  
24 months - #samples: 5 - aggregate mean coverage: 56.10 - sd between samples: 12.48  
30 months - #samples: 5 - aggregate mean coverage: 70.94 - sd between samples: 12.73



Coverage for chr2:73908447-73911326 - specific region  
Strand: Minus

9 months - #samples: 5 - aggregate mean coverage: 39.67 - sd between samples: 4.01  
15 months - #samples: 5 - aggregate mean coverage: 36.77 - sd between samples: 5.06  
24 months - #samples: 5 - aggregate mean coverage: 36.93 - sd between samples: 12.48  
30 months - #samples: 5 - aggregate mean coverage: 47.28 - sd between samples: 12.73

