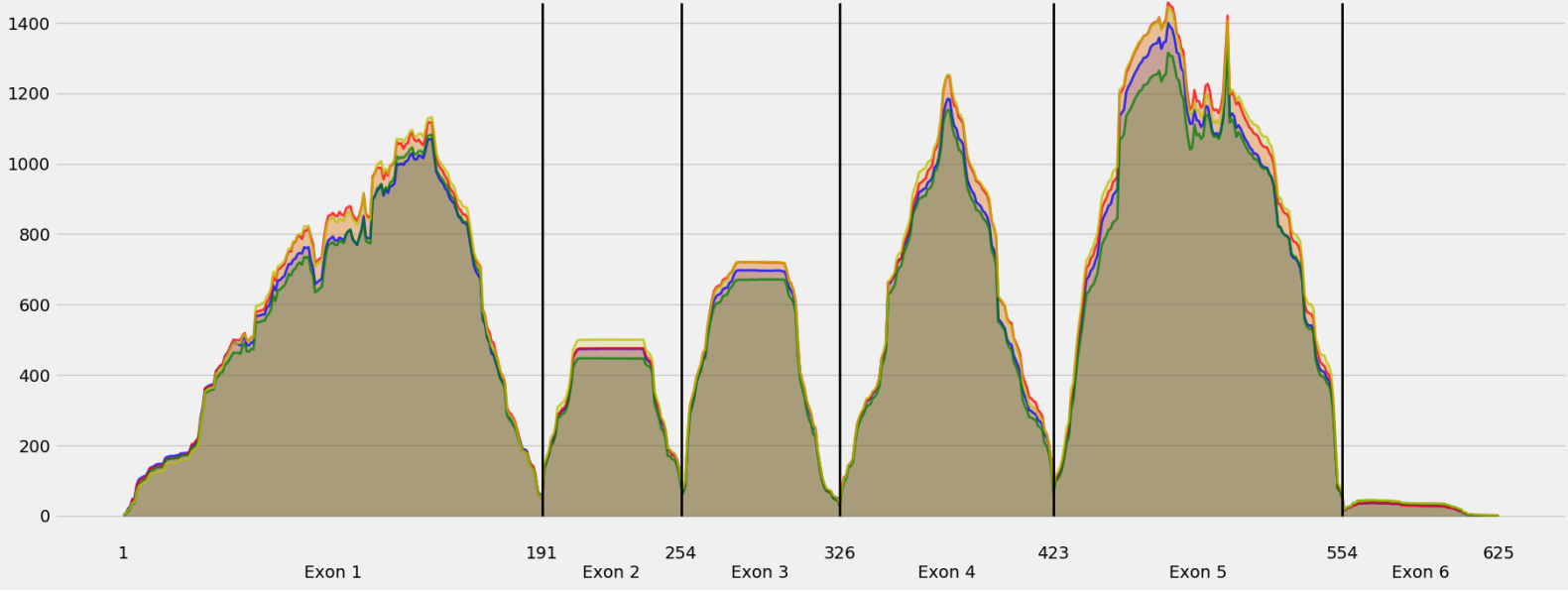


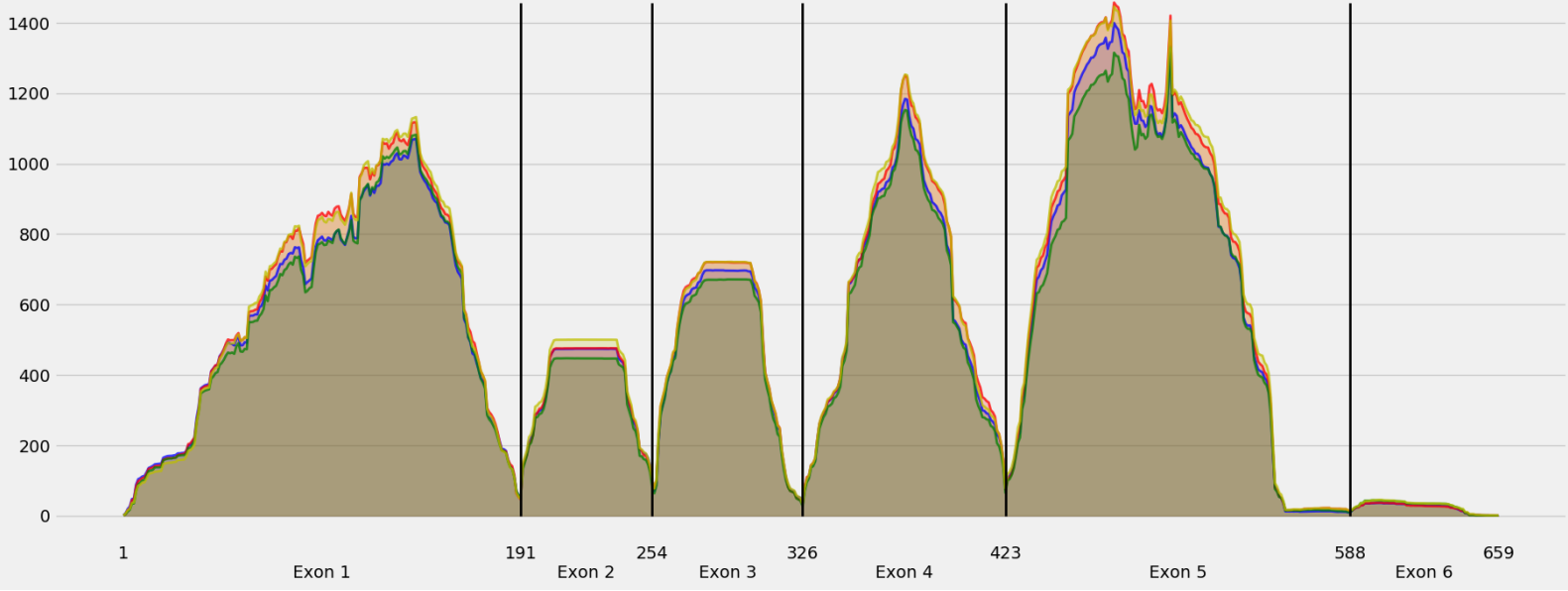
Coverage for chr11:115415689-115419962 - specific regions
Strand: Minus

9 months - #samples: 5 - aggregate mean coverage: 552.64 - sd between samples: 8.91
15 months - #samples: 5 - aggregate mean coverage: 577.20 - sd between samples: 4.97
24 months - #samples: 5 - aggregate mean coverage: 536.66 - sd between samples: 15.46
30 months - #samples: 5 - aggregate mean coverage: 582.39 - sd between samples: 19.07



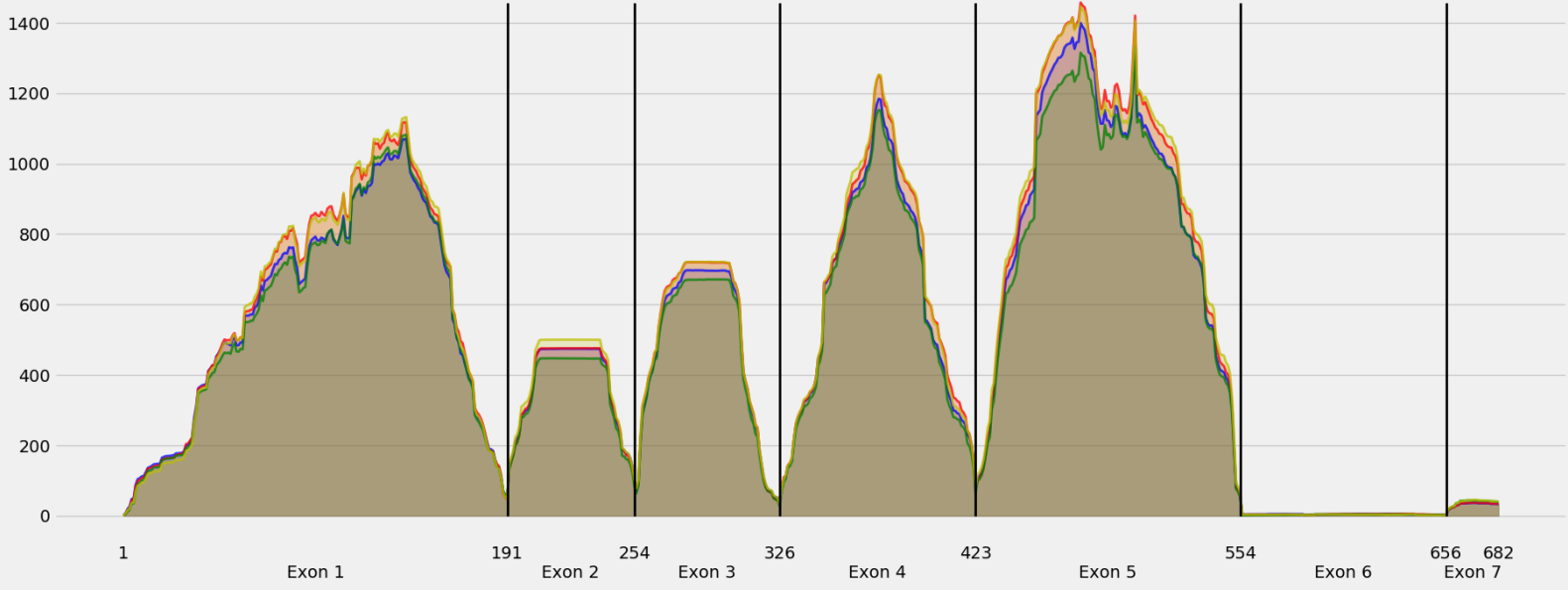
Coverage for chr11:115415689-115419962 - specific regions
Strand: Minus

9 months - #samples: 5 - aggregate mean coverage: 524.84 - sd between samples: 8.91
15 months - #samples: 5 - aggregate mean coverage: 548.46 - sd between samples: 4.97
24 months - #samples: 5 - aggregate mean coverage: 509.84 - sd between samples: 15.46
30 months - #samples: 5 - aggregate mean coverage: 553.43 - sd between samples: 19.07



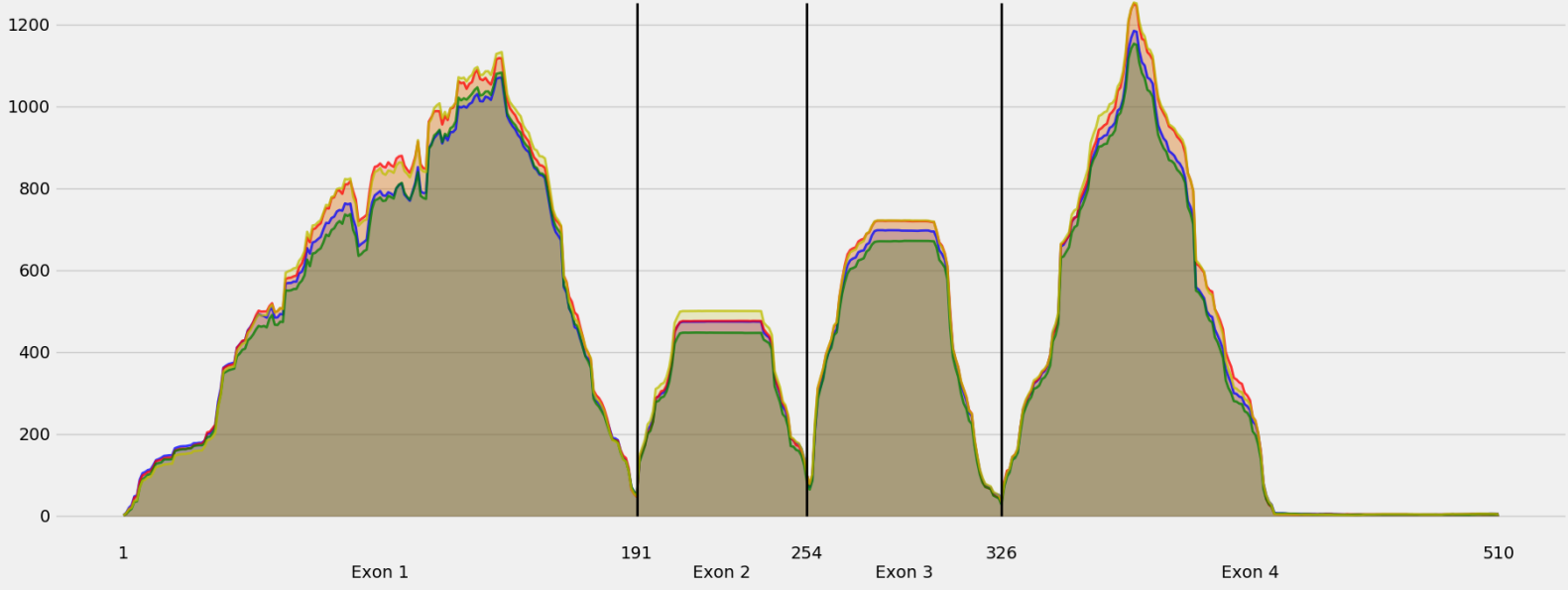
Coverage for chr11:115415689-115419962 - specific regions
Strand: Minus

9 months - #samples: 5 - aggregate mean coverage: 505.94 - sd between samples: 8.91
15 months - #samples: 5 - aggregate mean coverage: 528.44 - sd between samples: 4.97
24 months - #samples: 5 - aggregate mean coverage: 490.91 - sd between samples: 15.46
30 months - #samples: 5 - aggregate mean coverage: 532.81 - sd between samples: 19.07



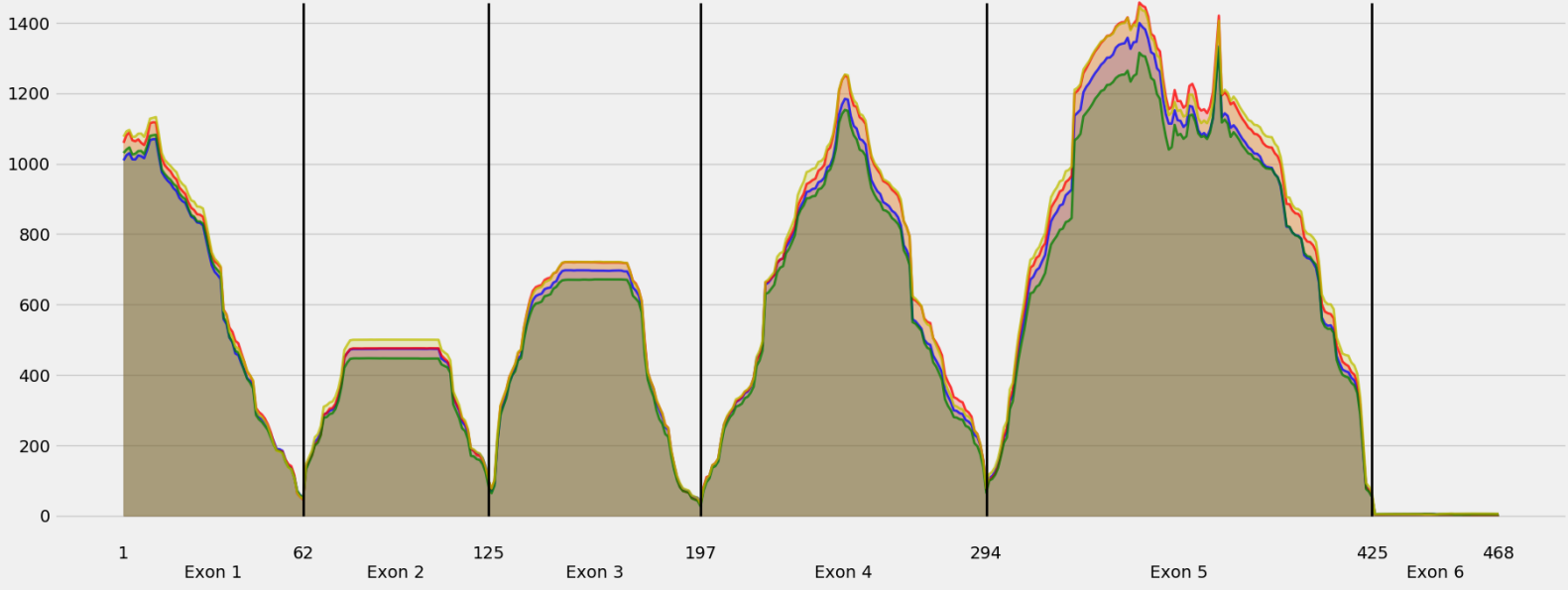
Coverage for chr11:115415689-115419962 - specific regions
Strand: Minus

9 months - #samples: 5 - aggregate mean coverage: 446.19 - sd between samples: 8.91
15 months - #samples: 5 - aggregate mean coverage: 464.45 - sd between samples: 4.97
24 months - #samples: 5 - aggregate mean coverage: 434.91 - sd between samples: 15.46
30 months - #samples: 5 - aggregate mean coverage: 467.77 - sd between samples: 19.07



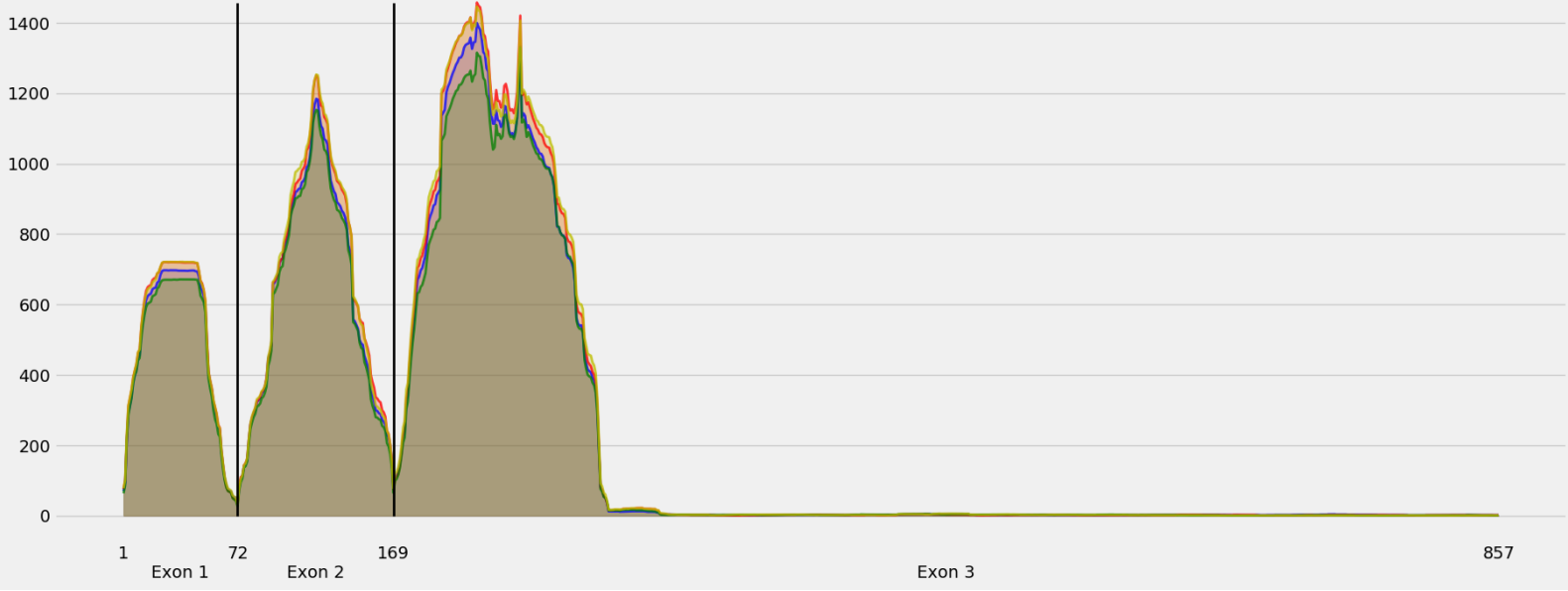
Coverage for chr11:115415689-115419962 - specific regions
Strand: Minus

9 months - #samples: 5 - aggregate mean coverage: 587.52 - sd between samples: 8.91
15 months - #samples: 5 - aggregate mean coverage: 612.78 - sd between samples: 4.97
24 months - #samples: 5 - aggregate mean coverage: 569.04 - sd between samples: 15.46
30 months - #samples: 5 - aggregate mean coverage: 620.20 - sd between samples: 19.07



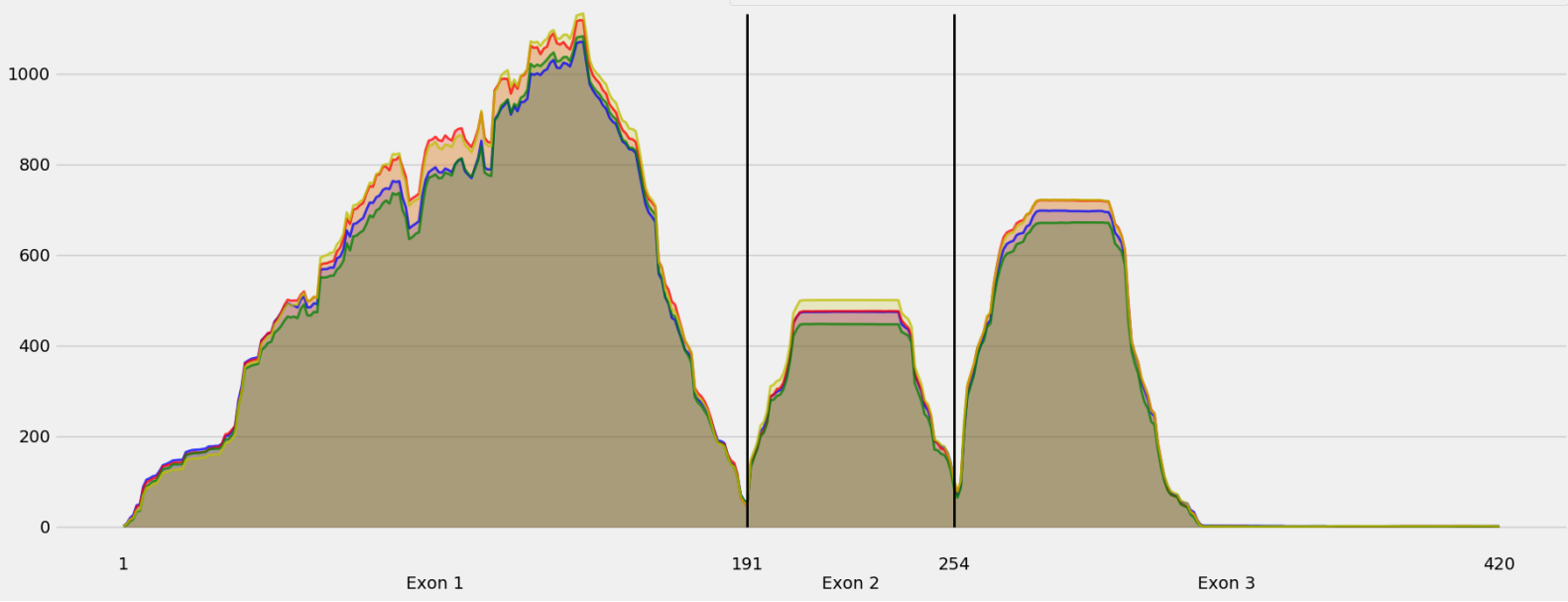
Coverage for chr11:115415689-115419962 - specific regions
Strand: Minus

9 months - #samples: 5 - aggregate mean coverage: 249.35 - sd between samples: 8.91
15 months - #samples: 5 - aggregate mean coverage: 261.32 - sd between samples: 4.97
24 months - #samples: 5 - aggregate mean coverage: 240.47 - sd between samples: 15.46
30 months - #samples: 5 - aggregate mean coverage: 263.49 - sd between samples: 19.07



Coverage for chr11:115415689-115419962 - specific regions
Strand: Minus

9 months - #samples: 5 - aggregate mean coverage: 396.68 - sd between samples: 8.91
15 months - #samples: 5 - aggregate mean coverage: 411.51 - sd between samples: 4.97
24 months - #samples: 5 - aggregate mean coverage: 387.23 - sd between samples: 15.46
30 months - #samples: 5 - aggregate mean coverage: 414.28 - sd between samples: 19.07



Coverage for chr11:115415689-115419962 - specific regions
Strand: Minus

9 months - #samples: 5 - aggregate mean coverage: 671.57 - sd between samples: 8.91
15 months - #samples: 5 - aggregate mean coverage: 703.15 - sd between samples: 4.97
24 months - #samples: 5 - aggregate mean coverage: 652.29 - sd between samples: 15.46
30 months - #samples: 5 - aggregate mean coverage: 709.90 - sd between samples: 19.07

