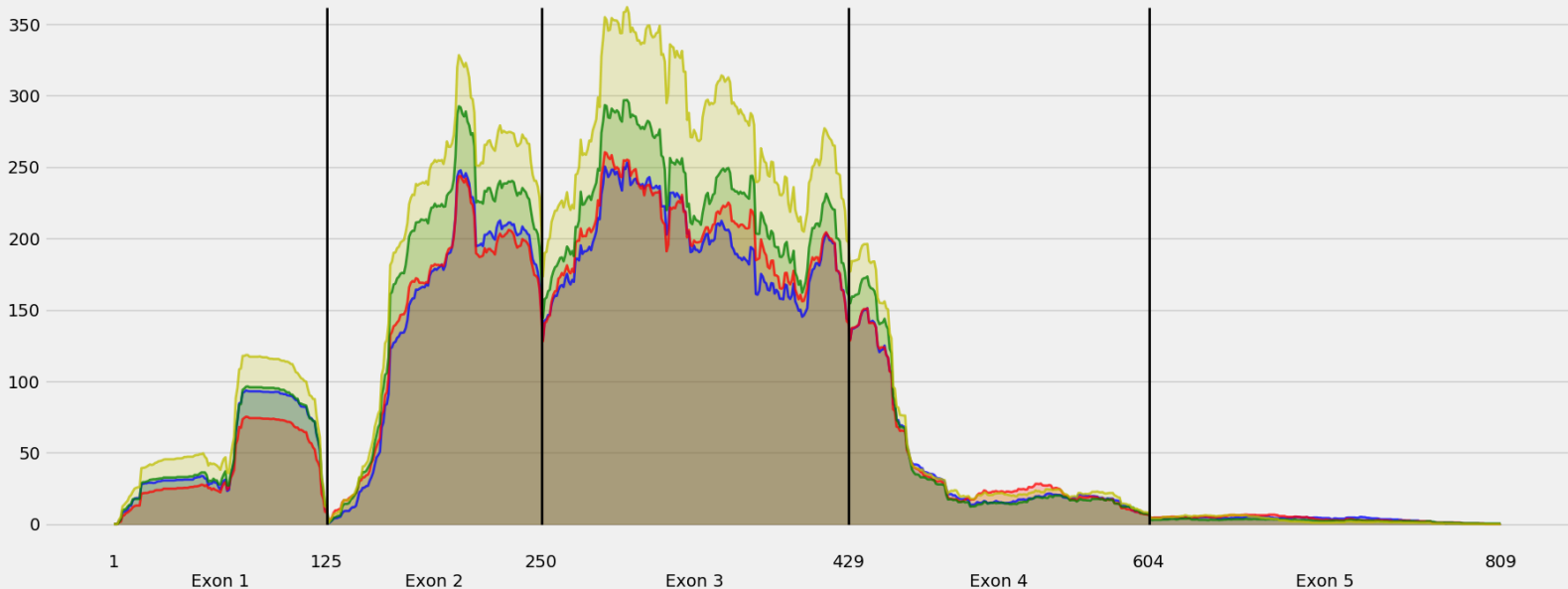


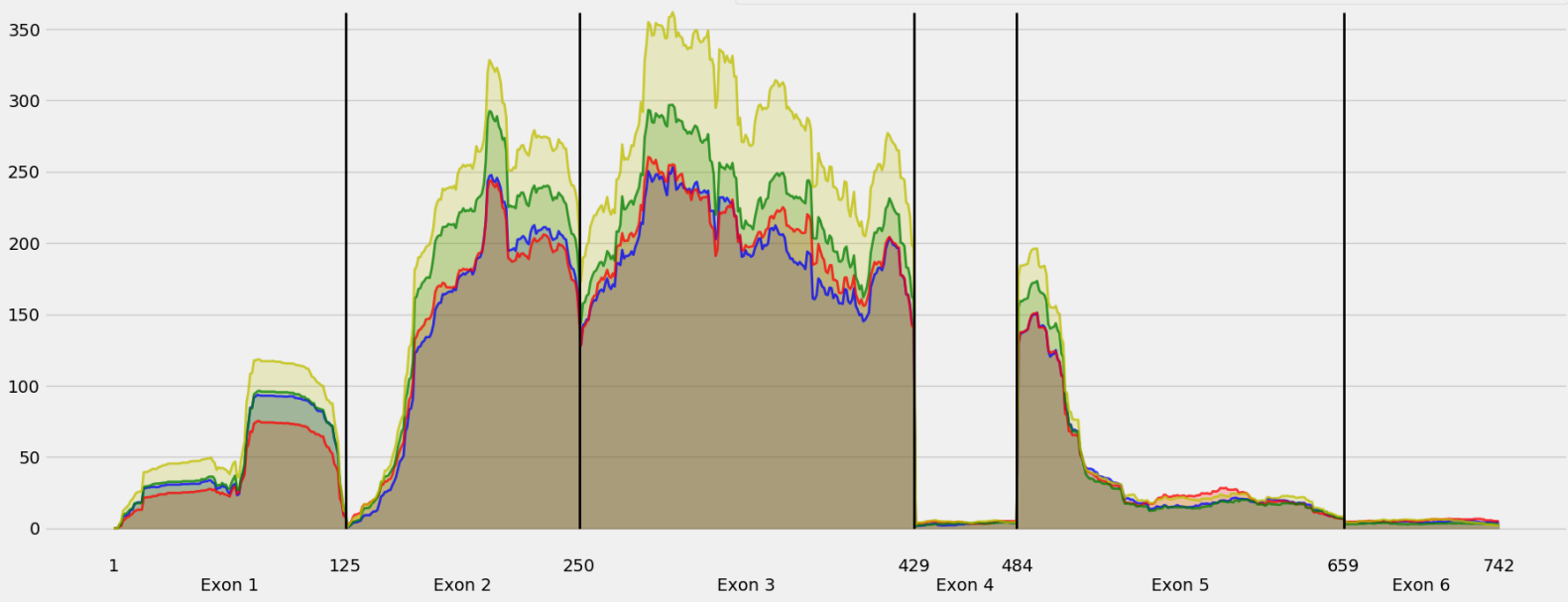
Coverage for chr16:84827866-84835625 - specific region
Strand: Minus

9 months - #samples: 5 - aggregate mean coverage: 81.99 - sd between samples: 1.42
15 months - #samples: 5 - aggregate mean coverage: 82.50 - sd between samples: 0.82
24 months - #samples: 5 - aggregate mean coverage: 93.80 - sd between samples: 1.71
30 months - #samples: 5 - aggregate mean coverage: 112.63 - sd between samples: 4.48



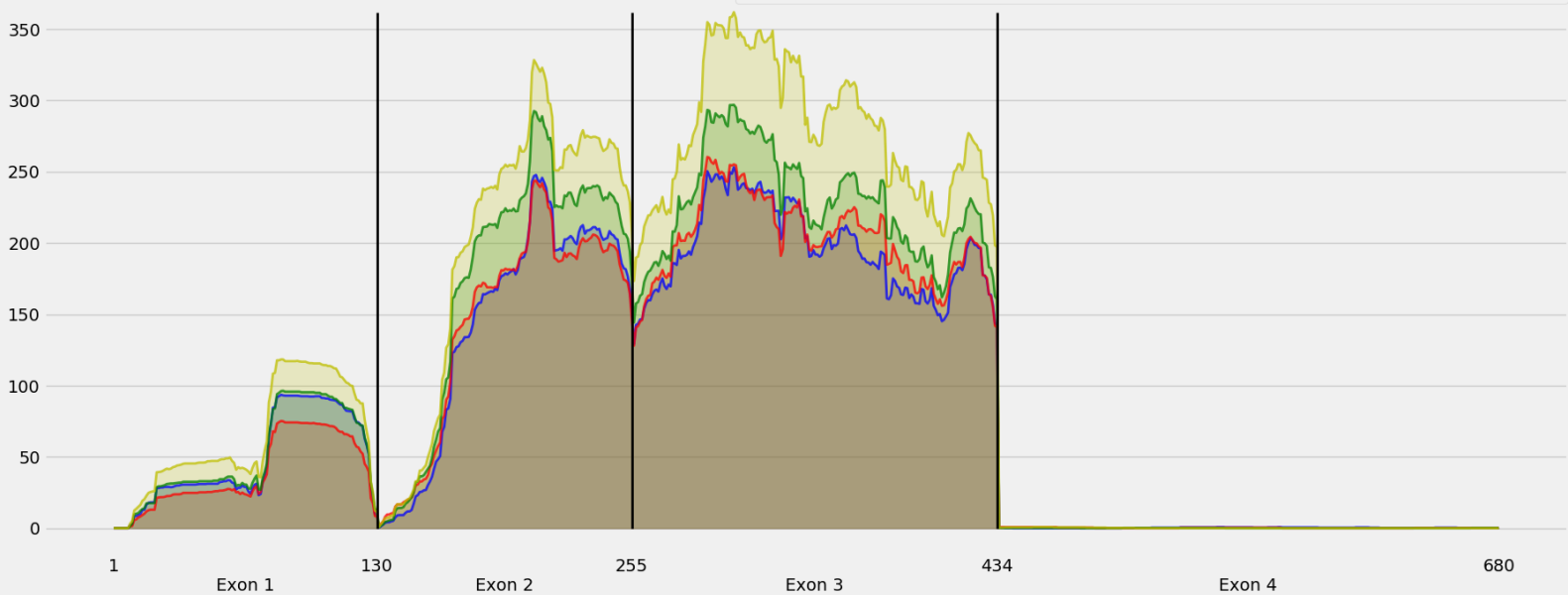
Coverage for chr16:84827866-84835625 - specific region
Strand: Minus

9 months - #samples: 5 - aggregate mean coverage: 89.20 - sd between samples: 1.42
15 months - #samples: 5 - aggregate mean coverage: 89.90 - sd between samples: 0.82
24 months - #samples: 5 - aggregate mean coverage: 102.22 - sd between samples: 1.71
30 months - #samples: 5 - aggregate mean coverage: 123.00 - sd between samples: 4.48



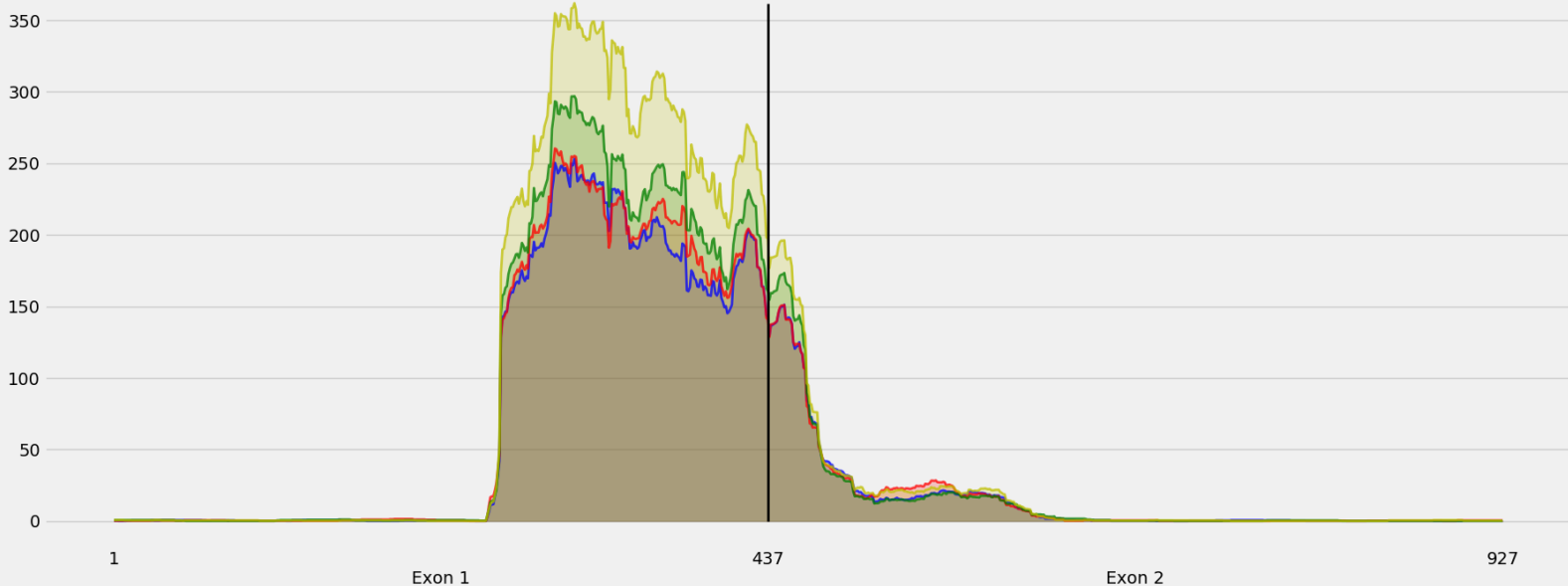
Coverage for chr16:84827866-84835625 - specific region
Strand: Minus

9 months - #samples: 5 - aggregate mean coverage: 86.66 - sd between samples: 1.42
15 months - #samples: 5 - aggregate mean coverage: 86.88 - sd between samples: 0.82
24 months - #samples: 5 - aggregate mean coverage: 100.50 - sd between samples: 1.71
30 months - #samples: 5 - aggregate mean coverage: 121.20 - sd between samples: 4.48



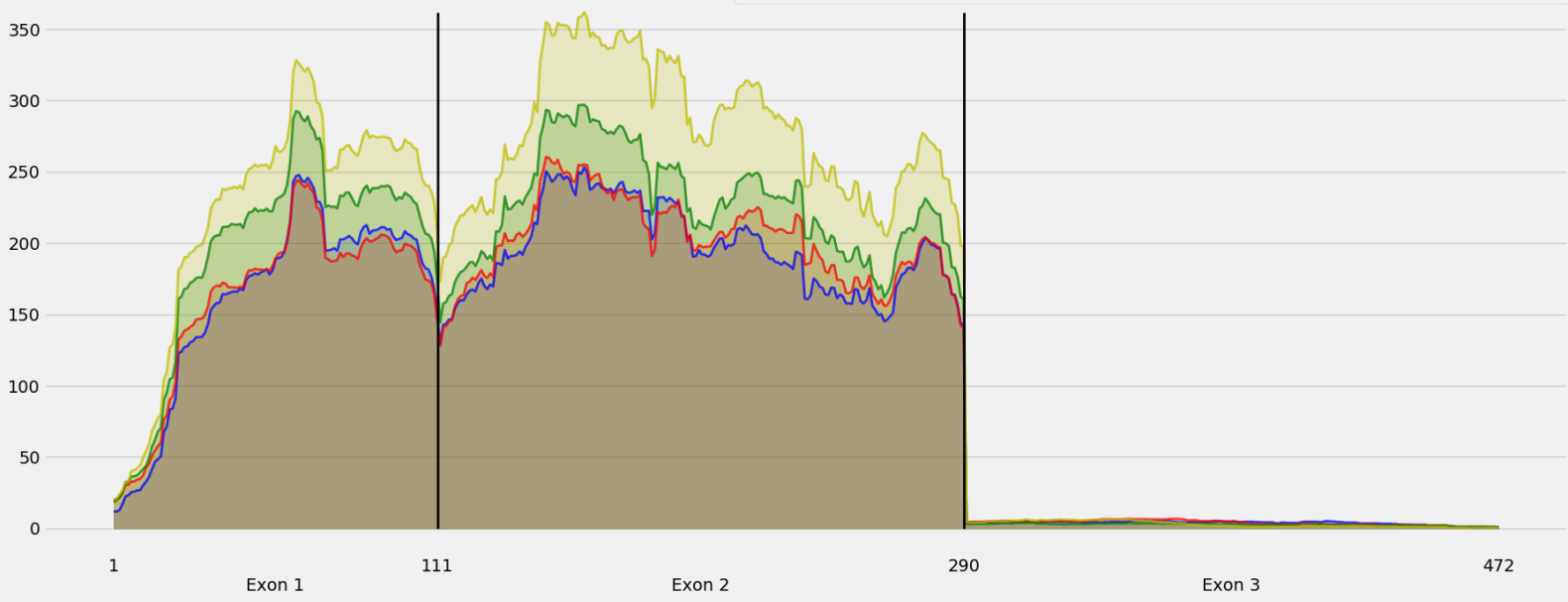
Coverage for chr16:84827866-84835625 - specific regions
Strand: Minus

9 months - #samples: 5 - aggregate mean coverage: 45.35 - sd between samples: 1.42
15 months - #samples: 5 - aggregate mean coverage: 47.03 - sd between samples: 0.82
24 months - #samples: 5 - aggregate mean coverage: 51.81 - sd between samples: 1.71
30 months - #samples: 5 - aggregate mean coverage: 63.13 - sd between samples: 4.48



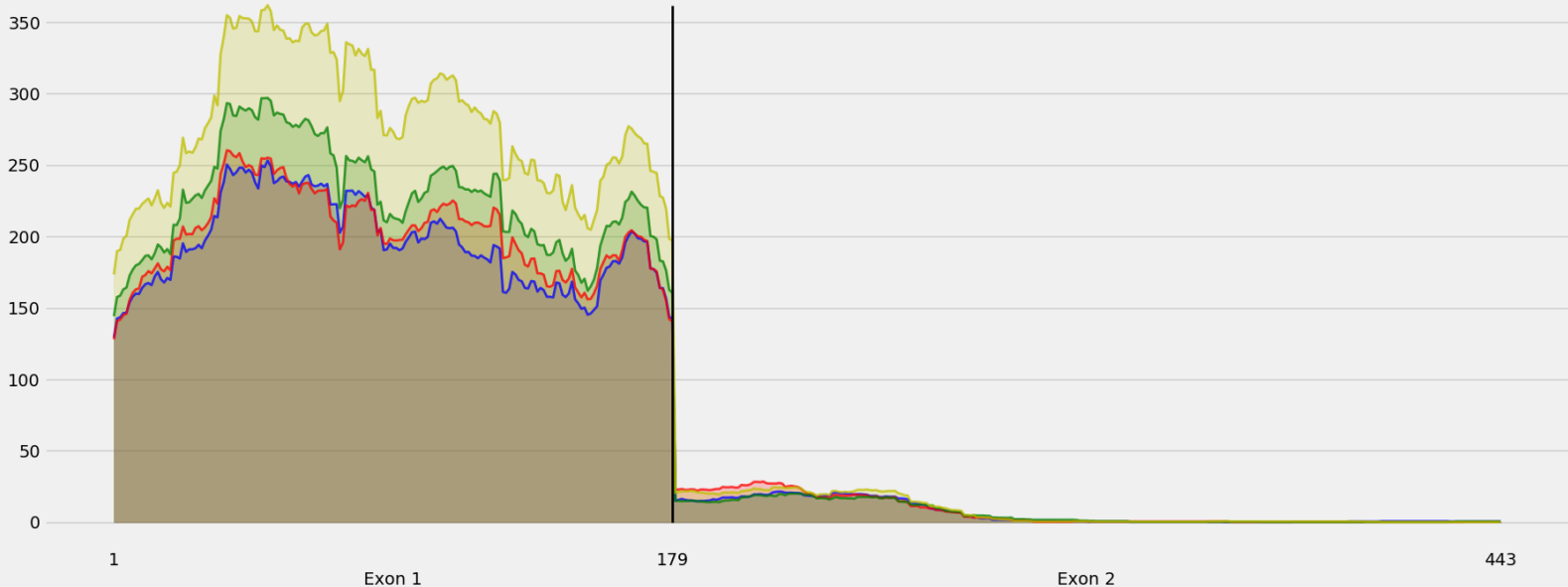
Coverage for chr16:84827866-84835625 - specific region
Strand: Minus

9 months - #samples: 5 - aggregate mean coverage: 112.88 - sd between samples: 1.42
15 months - #samples: 5 - aggregate mean coverage: 115.72 - sd between samples: 0.82
24 months - #samples: 5 - aggregate mean coverage: 131.93 - sd between samples: 1.71
30 months - #samples: 5 - aggregate mean coverage: 158.10 - sd between samples: 4.48



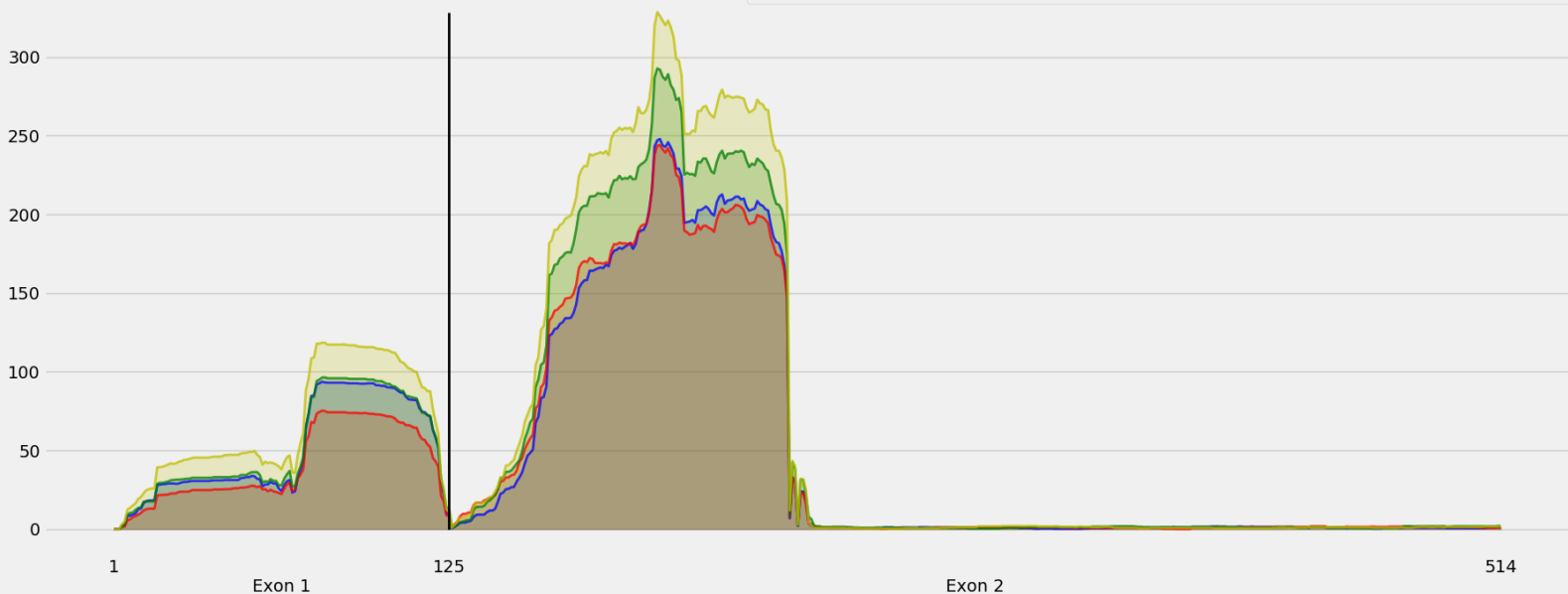
Coverage for chr16:84827866-84835625 - specific region
Strand: Minus

9 months - #samples: 5 - aggregate mean coverage: 82.48 - sd between samples: 1.42
15 months - #samples: 5 - aggregate mean coverage: 85.85 - sd between samples: 0.82
24 months - #samples: 5 - aggregate mean coverage: 95.03 - sd between samples: 1.71
30 months - #samples: 5 - aggregate mean coverage: 116.98 - sd between samples: 4.48



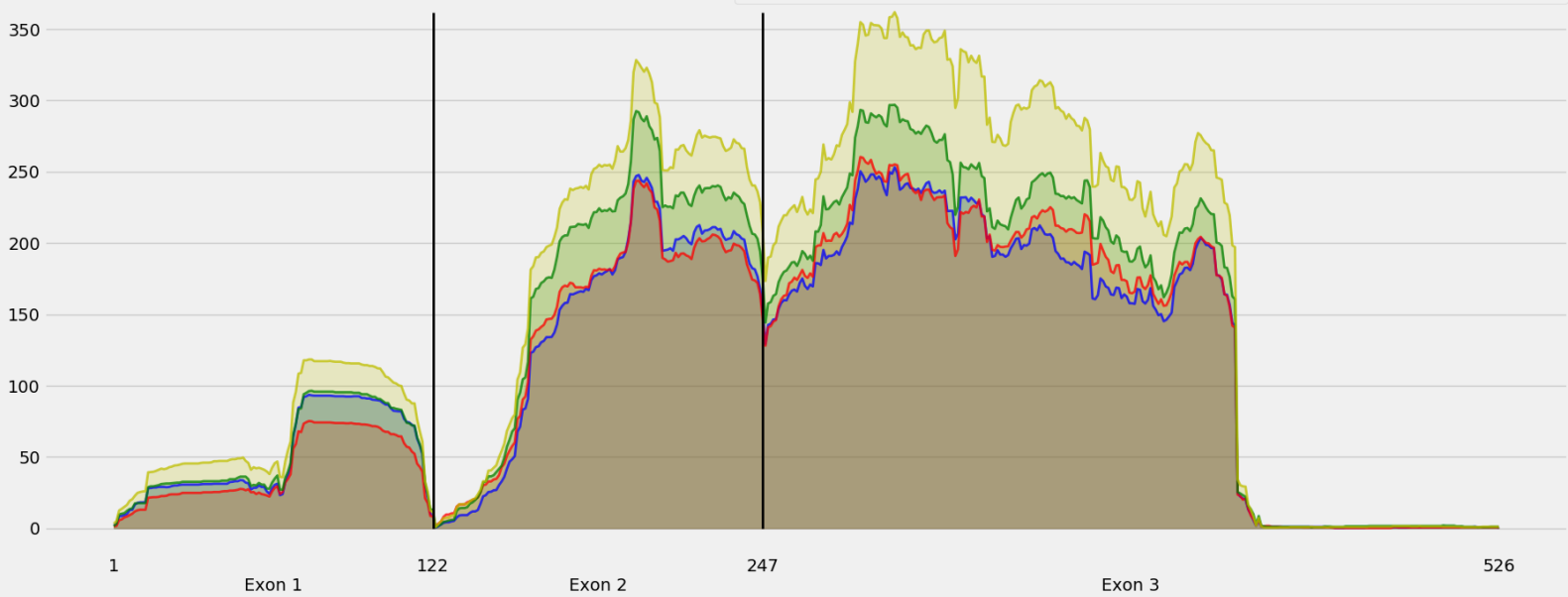
Coverage for chr16:84827866-84835625 - specific regions
Strand: Minus

9 months - #samples: 5 - aggregate mean coverage: 47.29 - sd between samples: 1.42
15 months - #samples: 5 - aggregate mean coverage: 45.23 - sd between samples: 0.82
24 months - #samples: 5 - aggregate mean coverage: 54.98 - sd between samples: 1.71
30 months - #samples: 5 - aggregate mean coverage: 64.02 - sd between samples: 4.48



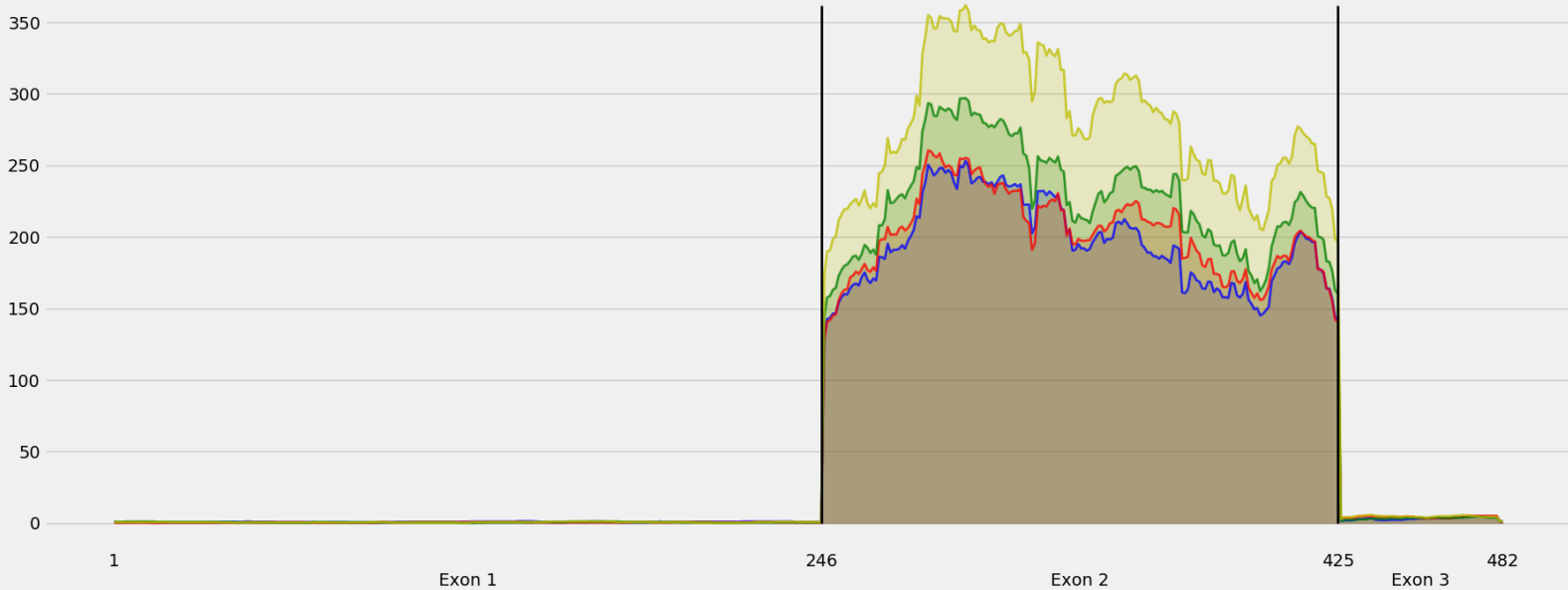
Coverage for chr16:84827866-84835625 - specific region
Strand: Minus

9 months - #samples: 5 - aggregate mean coverage: 112.26 - sd between samples: 1.42
15 months - #samples: 5 - aggregate mean coverage: 112.54 - sd between samples: 0.82
24 months - #samples: 5 - aggregate mean coverage: 130.39 - sd between samples: 1.71
30 months - #samples: 5 - aggregate mean coverage: 157.10 - sd between samples: 4.48



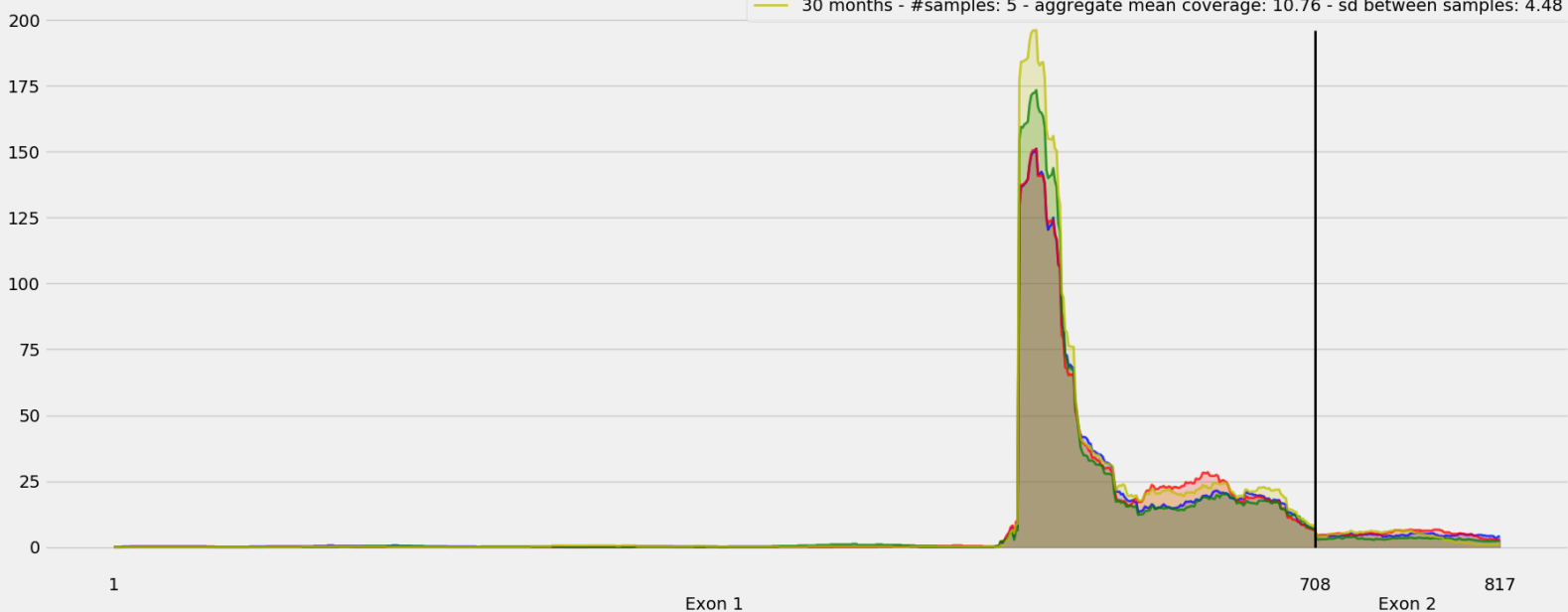
Coverage for chr16:84827866-84835625 - specific region
Strand: Minus

9 months - #samples: 5 - aggregate mean coverage: 73.19 - sd between samples: 1.42
15 months - #samples: 5 - aggregate mean coverage: 75.74 - sd between samples: 0.82
24 months - #samples: 5 - aggregate mean coverage: 84.75 - sd between samples: 1.71
30 months - #samples: 5 - aggregate mean coverage: 104.38 - sd between samples: 4.48



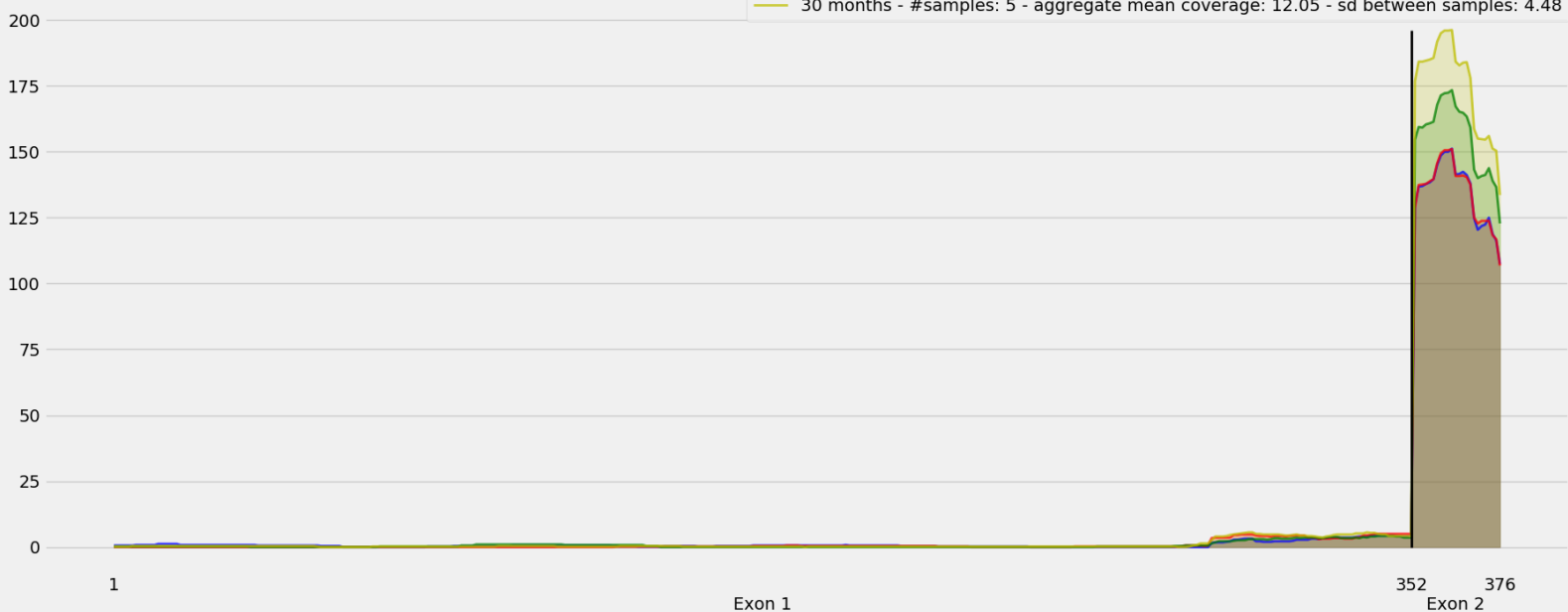
Coverage for chr16:84827866-84835625 - specific regions
Strand: Minus

9 months - #samples: 5 - aggregate mean coverage: 9.06 - sd between samples: 1.42
15 months - #samples: 5 - aggregate mean coverage: 9.40 - sd between samples: 0.82
24 months - #samples: 5 - aggregate mean coverage: 9.25 - sd between samples: 1.71
30 months - #samples: 5 - aggregate mean coverage: 10.76 - sd between samples: 4.48



Coverage for chr16:84827866-84835625 - specific region
Strand: Minus

9 months - #samples: 5 - aggregate mean coverage: 9.34 - sd between samples: 1.42
15 months - #samples: 5 - aggregate mean coverage: 9.30 - sd between samples: 0.82
24 months - #samples: 5 - aggregate mean coverage: 10.61 - sd between samples: 1.71
30 months - #samples: 5 - aggregate mean coverage: 12.05 - sd between samples: 4.48



Coverage for chr16:84827866-84835625 - specific region
Strand: Minus

9 months - #samples: 5 - aggregate mean coverage: 138.87 - sd between samples: 1.42
15 months - #samples: 5 - aggregate mean coverage: 143.29 - sd between samples: 0.82
24 months - #samples: 5 - aggregate mean coverage: 161.02 - sd between samples: 1.71
30 months - #samples: 5 - aggregate mean coverage: 199.81 - sd between samples: 4.48

