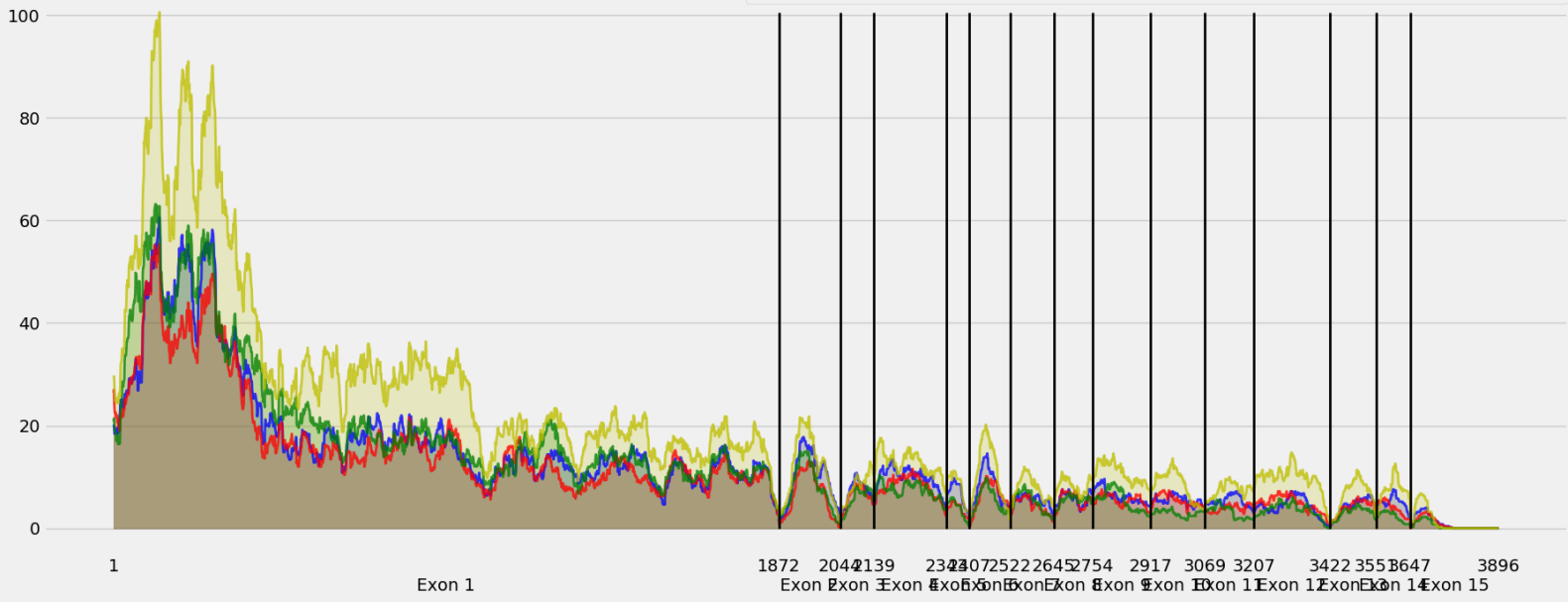


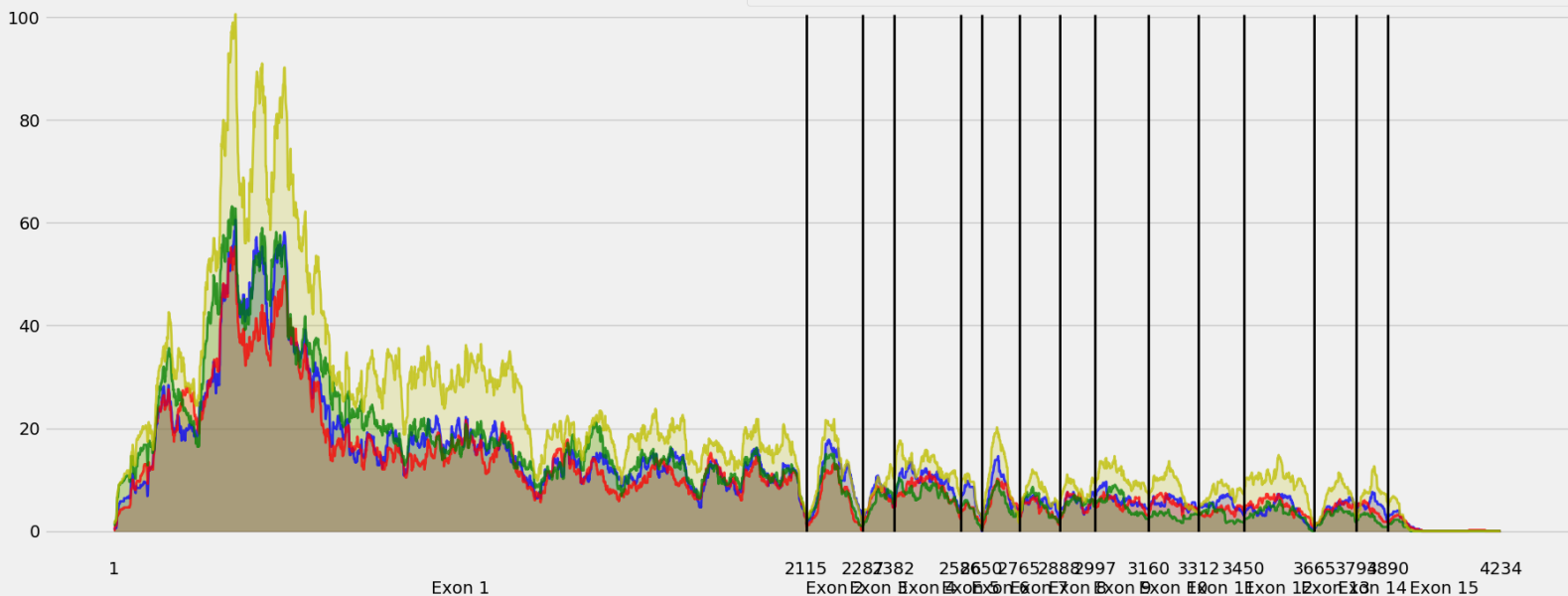
Coverage for chr16:44085402-44139705 - specific regions
Strand: Minus

9 months - #samples: 5 - aggregate mean coverage: 12.32 - sd between samples: 0.25
15 months - #samples: 5 - aggregate mean coverage: 10.92 - sd between samples: 0.24
24 months - #samples: 5 - aggregate mean coverage: 12.45 - sd between samples: 0.40
30 months - #samples: 5 - aggregate mean coverage: 19.39 - sd between samples: 0.40



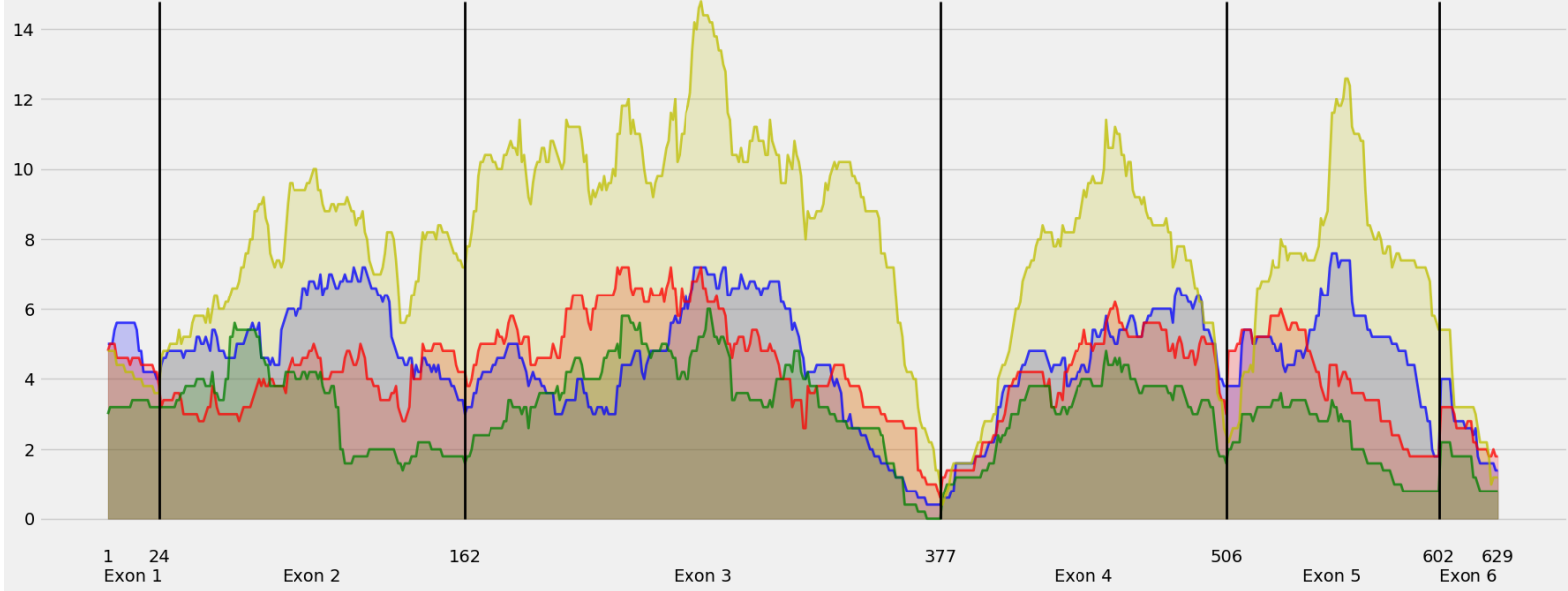
Coverage for chr16:44085402-44139705 - specific regions
Strand: Minus

9 months - #samples: 5 - aggregate mean coverage: 12.18 - sd between samples: 0.25
15 months - #samples: 5 - aggregate mean coverage: 10.95 - sd between samples: 0.24
24 months - #samples: 5 - aggregate mean coverage: 12.55 - sd between samples: 0.40
30 months - #samples: 5 - aggregate mean coverage: 19.14 - sd between samples: 0.40



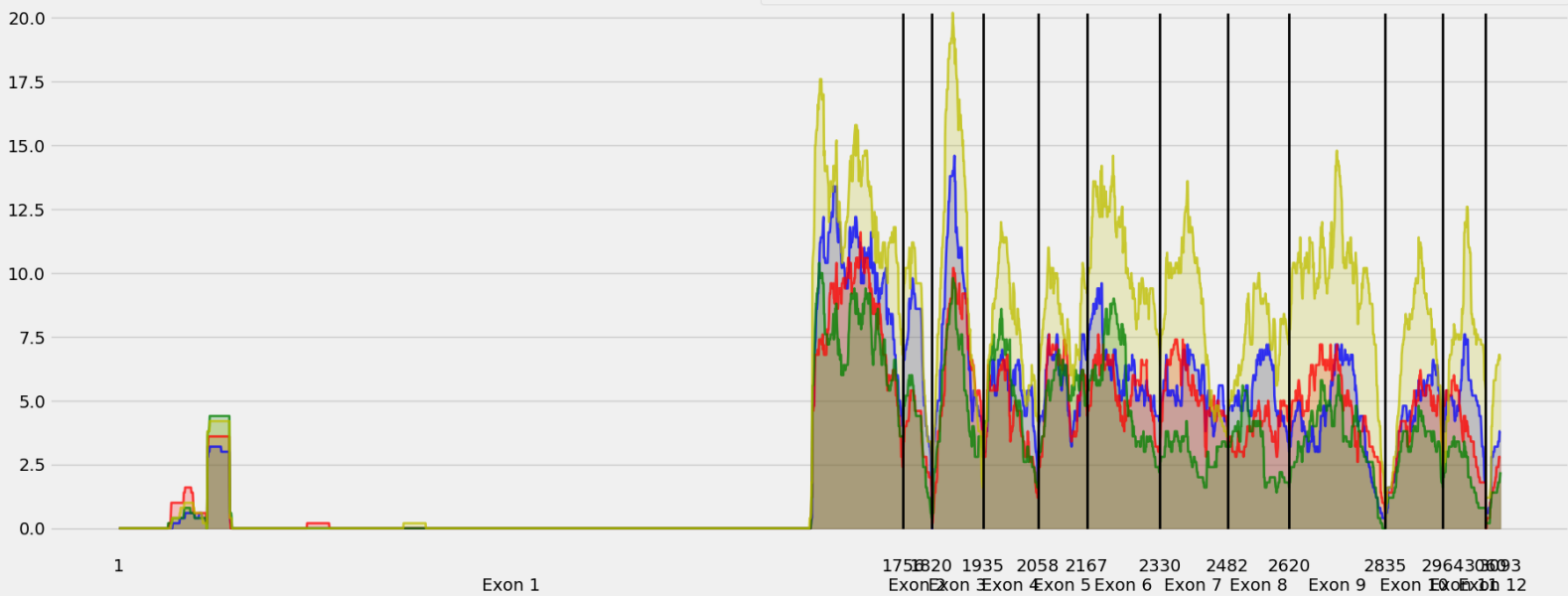
Coverage for chr16:44085402-44139705 - specific regions
Strand: Minus

9 months - #samples: 5 - aggregate mean coverage: 4.55 - sd between samples: 0.25
15 months - #samples: 5 - aggregate mean coverage: 4.21 - sd between samples: 0.24
24 months - #samples: 5 - aggregate mean coverage: 3.04 - sd between samples: 0.40
30 months - #samples: 5 - aggregate mean coverage: 7.76 - sd between samples: 0.40



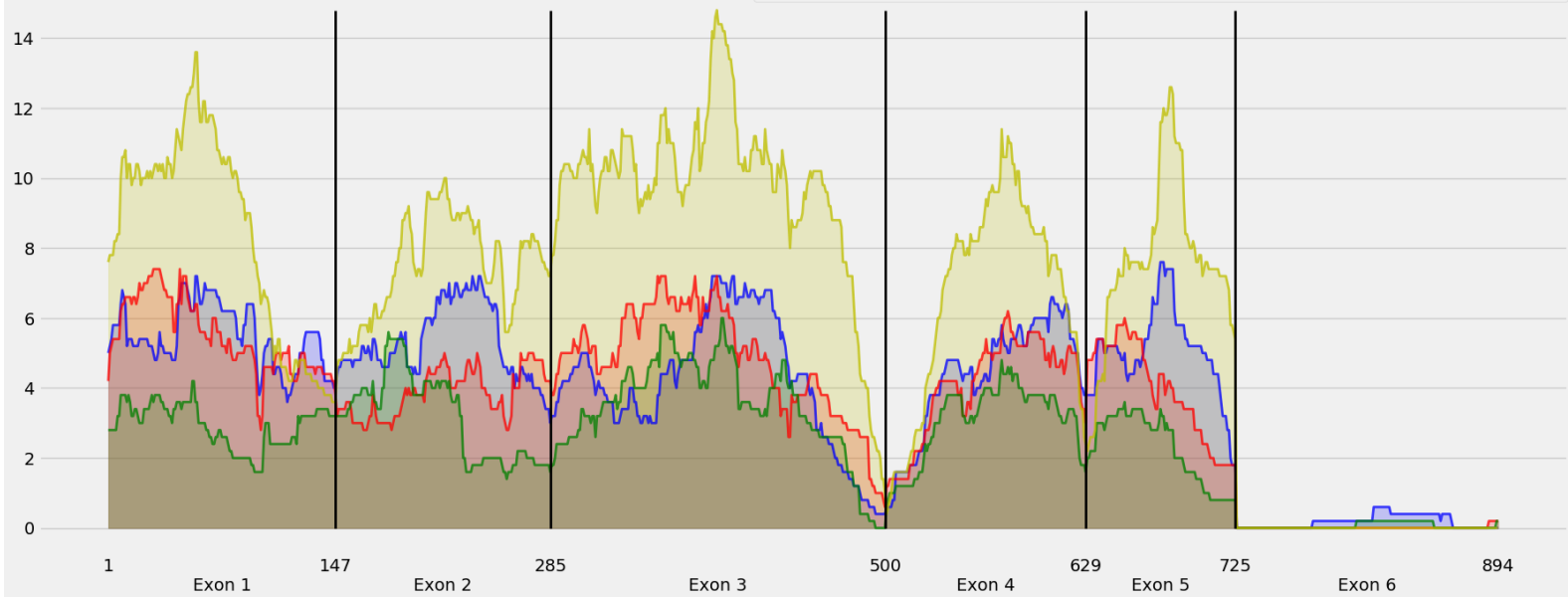
Coverage for chr16:44085402-44139705 - specific regions
Strand: Minus

9 months - #samples: 5 - aggregate mean coverage: 3.05 - sd between samples: 0.25
15 months - #samples: 5 - aggregate mean coverage: 2.68 - sd between samples: 0.24
24 months - #samples: 5 - aggregate mean coverage: 2.27 - sd between samples: 0.40
30 months - #samples: 5 - aggregate mean coverage: 4.64 - sd between samples: 0.40



Coverage for chr16:44085402-44139705 - specific regions
Strand: Minus

9 months - #samples: 5 - aggregate mean coverage: 3.93 - sd between samples: 0.25
15 months - #samples: 5 - aggregate mean coverage: 3.67 - sd between samples: 0.24
24 months - #samples: 5 - aggregate mean coverage: 2.50 - sd between samples: 0.40
30 months - #samples: 5 - aggregate mean coverage: 6.64 - sd between samples: 0.40



Coverage for chr16:44085402-44139705 - specific regions
Strand: Minus

9 months - #samples: 5 - aggregate mean coverage: 2.52 - sd between samples: 0.25
15 months - #samples: 5 - aggregate mean coverage: 2.16 - sd between samples: 0.24
24 months - #samples: 5 - aggregate mean coverage: 1.46 - sd between samples: 0.40
30 months - #samples: 5 - aggregate mean coverage: 3.75 - sd between samples: 0.40

