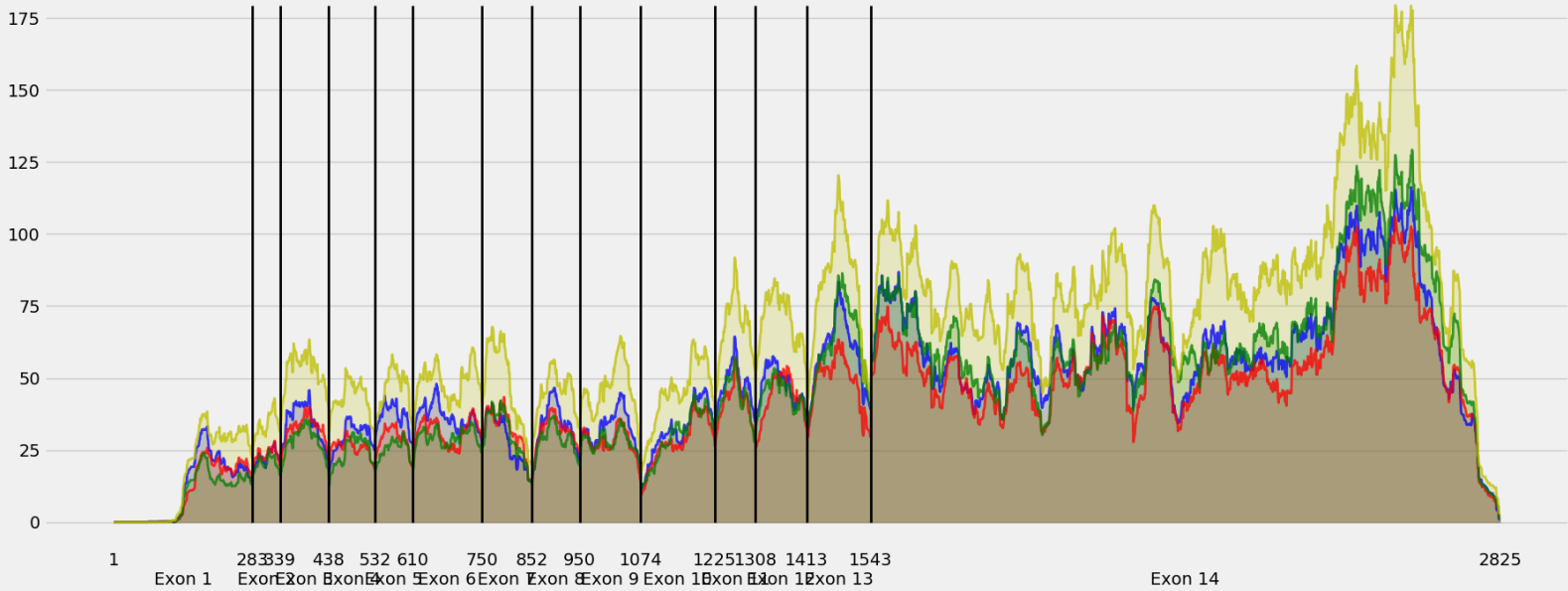


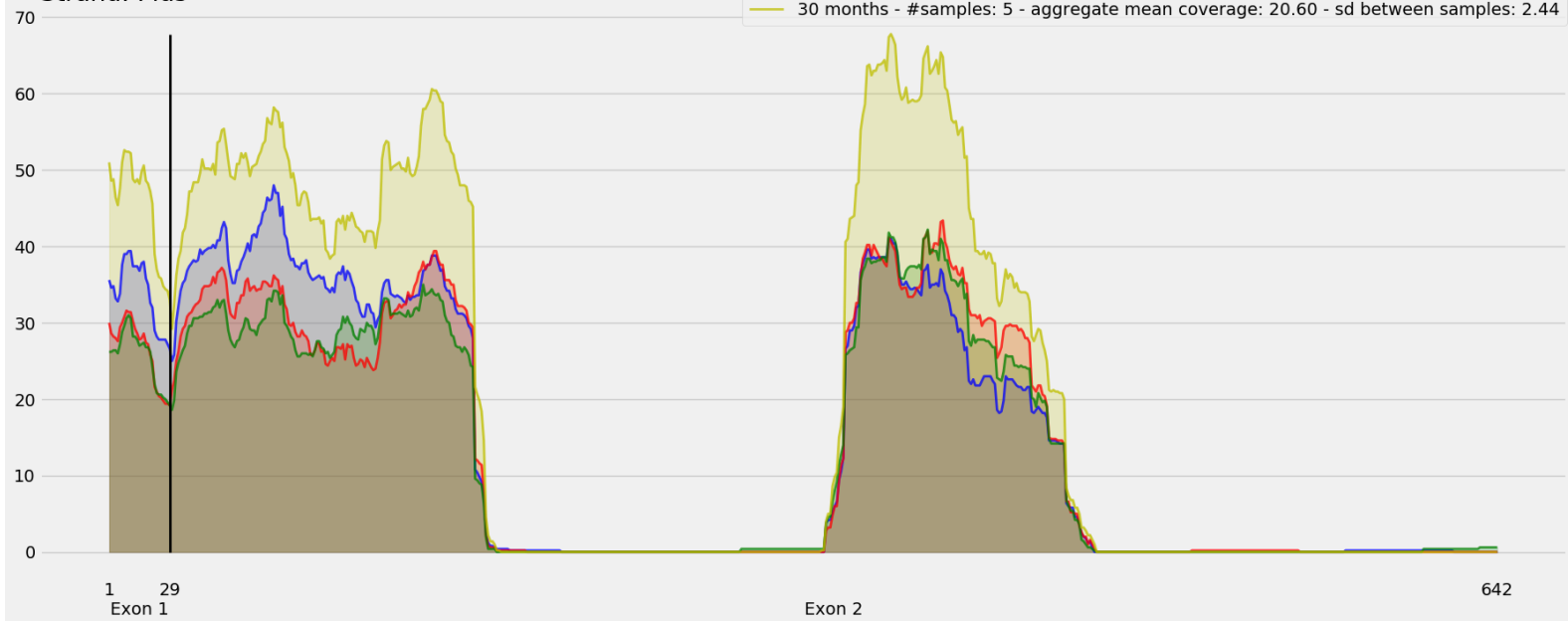
Coverage for chr8:69088646-69113711 - specific regions
Strand: Plus

9 months - #samples: 5 - aggregate mean coverage: 45.79 - sd between samples: 1.83
15 months - #samples: 5 - aggregate mean coverage: 40.77 - sd between samples: 1.46
24 months - #samples: 5 - aggregate mean coverage: 45.49 - sd between samples: 1.97
30 months - #samples: 5 - aggregate mean coverage: 64.56 - sd between samples: 2.44



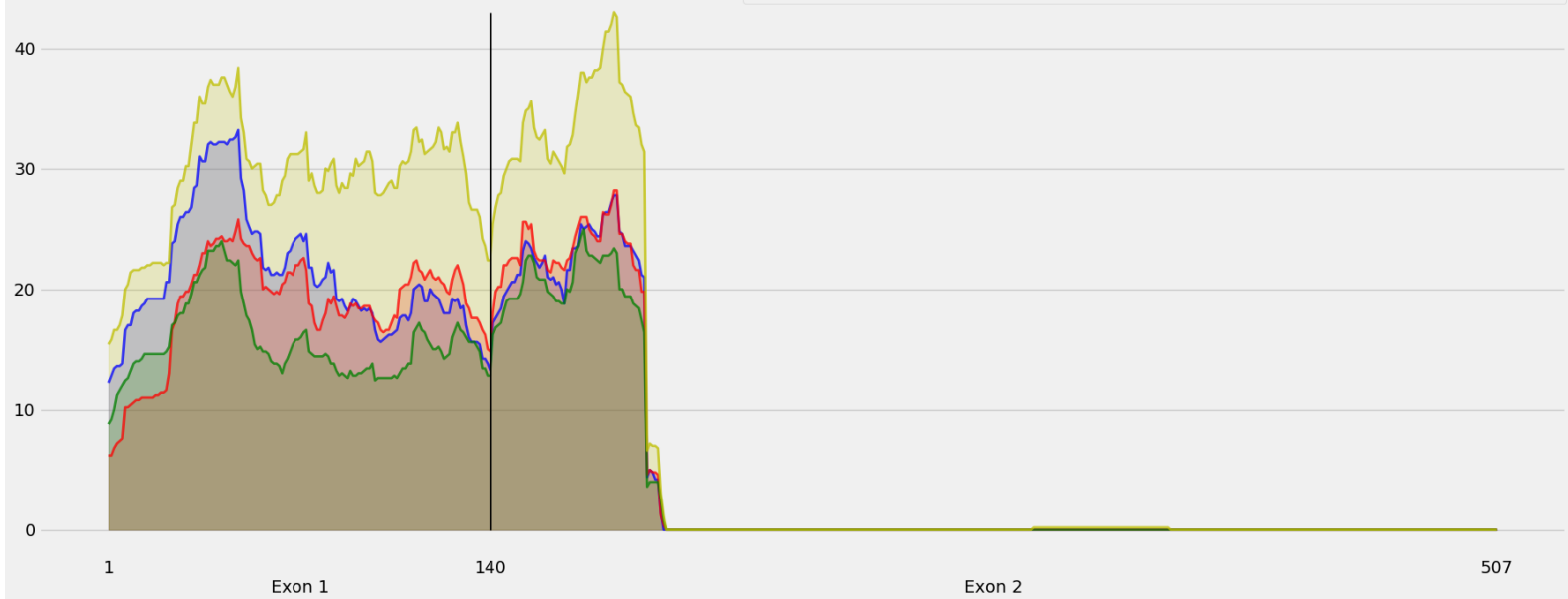
Coverage for chr8:69088646-69113711 - specific regions
Strand: Plus

9 months - #samples: 5 - aggregate mean coverage: 14.23 - sd between samples: 1.83
15 months - #samples: 5 - aggregate mean coverage: 13.37 - sd between samples: 1.46
24 months - #samples: 5 - aggregate mean coverage: 12.72 - sd between samples: 1.97
30 months - #samples: 5 - aggregate mean coverage: 20.60 - sd between samples: 2.44



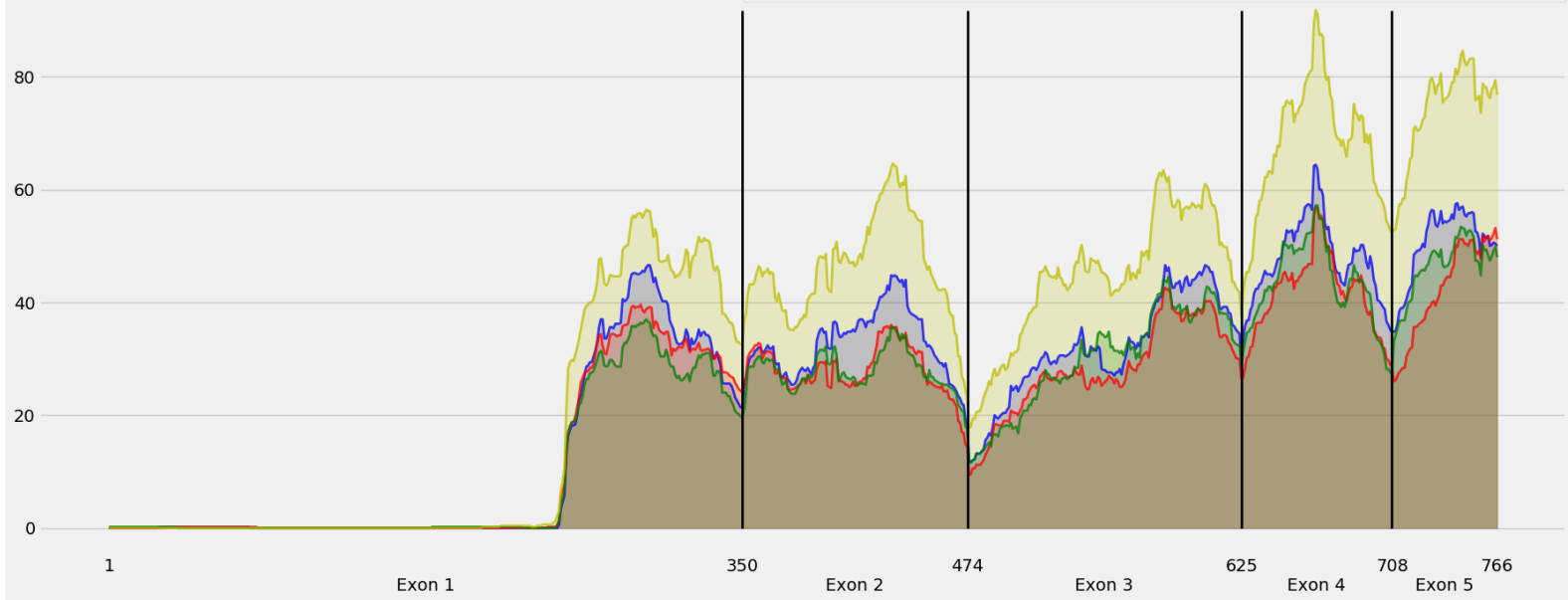
Coverage for chr8:69088646-69113711 - specific regions
Strand: Plus

9 months - #samples: 5 - aggregate mean coverage: 8.37 - sd between samples: 1.83
15 months - #samples: 5 - aggregate mean coverage: 7.73 - sd between samples: 1.46
24 months - #samples: 5 - aggregate mean coverage: 6.59 - sd between samples: 1.97
30 months - #samples: 5 - aggregate mean coverage: 11.86 - sd between samples: 2.44



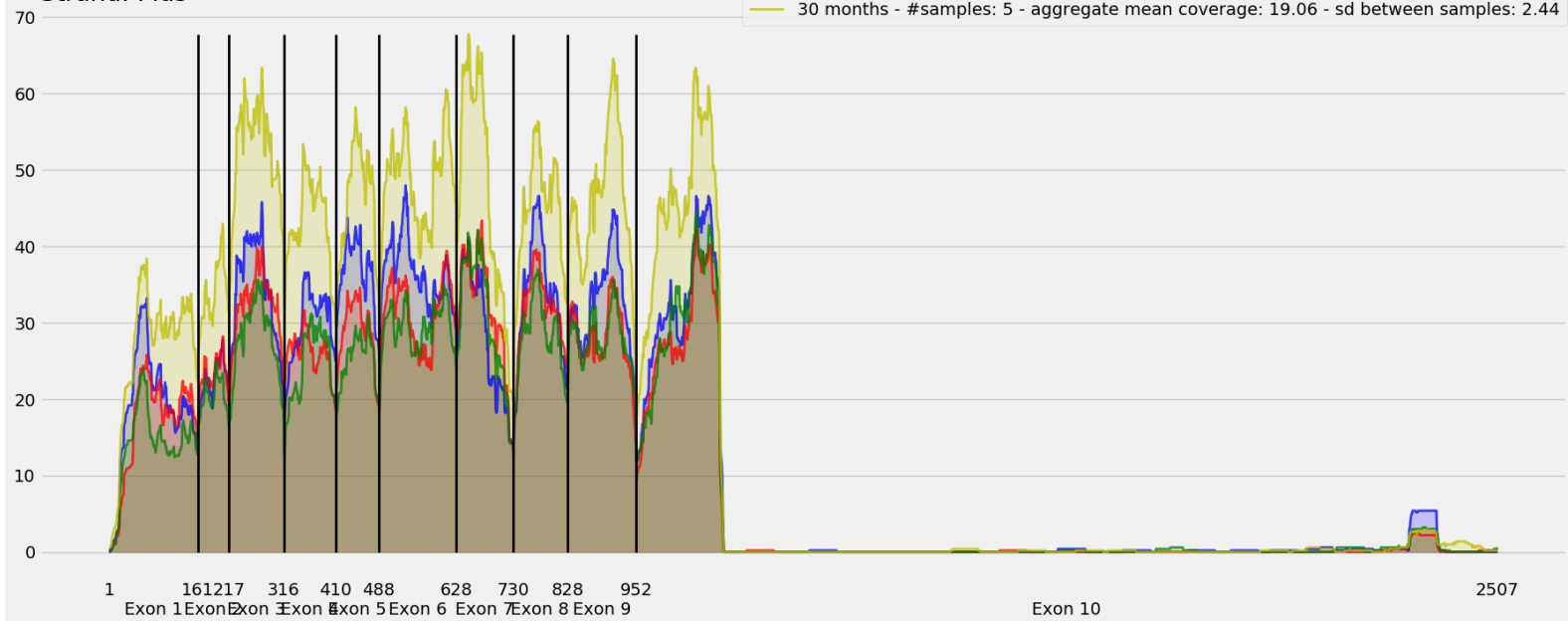
Coverage for chr8:69088646-69113711 - specific regions
Strand: Plus

9 months - #samples: 5 - aggregate mean coverage: 24.87 - sd between samples: 1.83
15 months - #samples: 5 - aggregate mean coverage: 21.79 - sd between samples: 1.46
24 months - #samples: 5 - aggregate mean coverage: 22.24 - sd between samples: 1.97
30 months - #samples: 5 - aggregate mean coverage: 35.00 - sd between samples: 2.44



Coverage for chr8:69088646-69113711 - specific regions
Strand: Plus

9 months - #samples: 5 - aggregate mean coverage: 13.54 - sd between samples: 1.83
15 months - #samples: 5 - aggregate mean coverage: 12.13 - sd between samples: 1.46
24 months - #samples: 5 - aggregate mean coverage: 11.44 - sd between samples: 1.97
30 months - #samples: 5 - aggregate mean coverage: 19.06 - sd between samples: 2.44



Coverage for chr8:69088646-69113711 - specific regions
Strand: Plus

9 months - #samples: 5 - aggregate mean coverage: 21.98 - sd between samples: 1.83
15 months - #samples: 5 - aggregate mean coverage: 19.43 - sd between samples: 1.46
24 months - #samples: 5 - aggregate mean coverage: 17.12 - sd between samples: 1.97
30 months - #samples: 5 - aggregate mean coverage: 31.07 - sd between samples: 2.44

