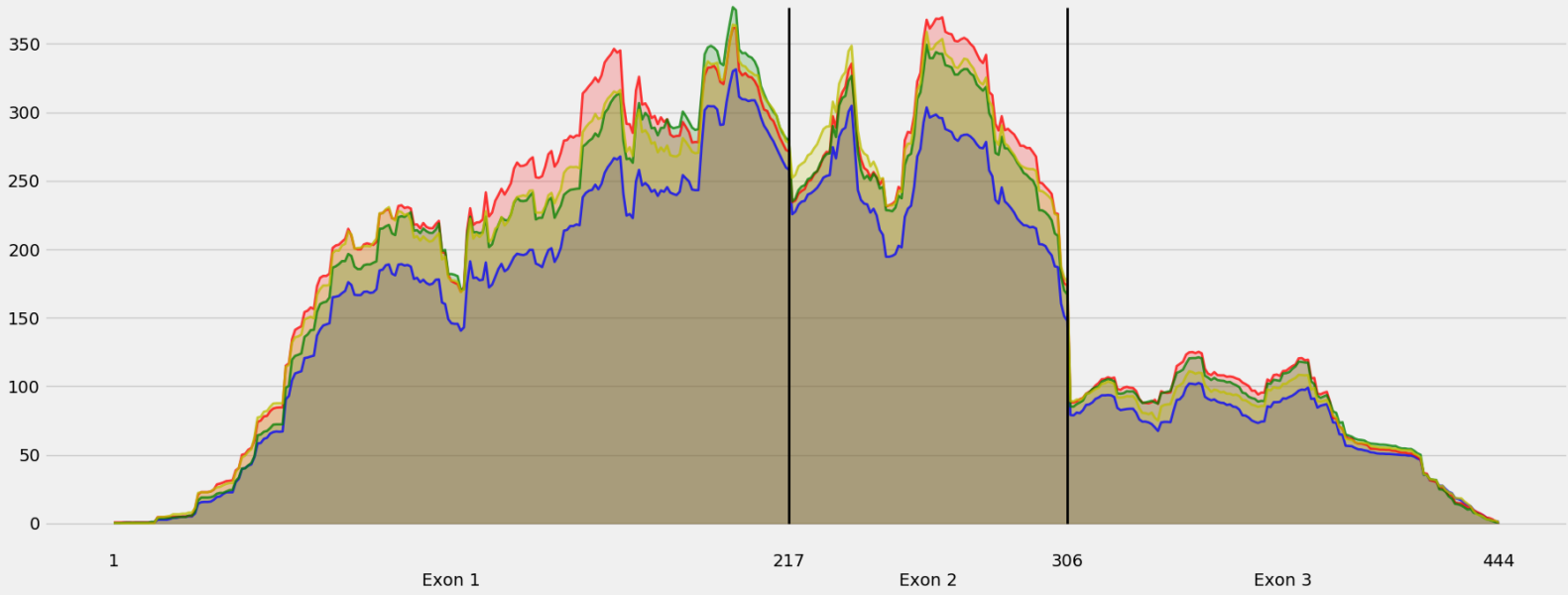


Coverage for chr16:38346991-38352763 - specific regions  
Strand: Plus

9 months - #samples: 5 - aggregate mean coverage: 149.21 - sd between samples: 1.79  
15 months - #samples: 5 - aggregate mean coverage: 178.46 - sd between samples: 1.44  
24 months - #samples: 5 - aggregate mean coverage: 170.96 - sd between samples: 2.80  
30 months - #samples: 5 - aggregate mean coverage: 172.86 - sd between samples: 5.57



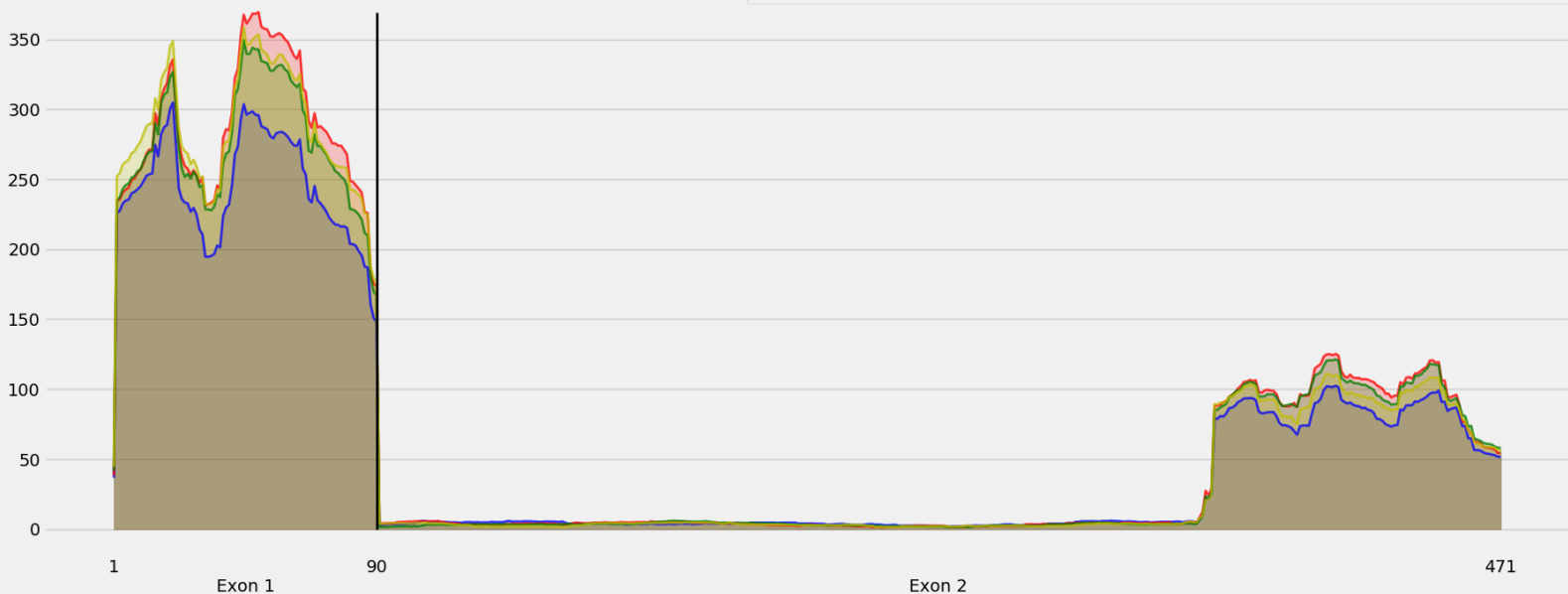
Coverage for chr16:38346991-38352763 - specific regions  
Strand: Plus

9 months - #samples: 5 - aggregate mean coverage: 19.31 - sd between samples: 1.79  
15 months - #samples: 5 - aggregate mean coverage: 22.83 - sd between samples: 1.44  
24 months - #samples: 5 - aggregate mean coverage: 21.65 - sd between samples: 2.80  
30 months - #samples: 5 - aggregate mean coverage: 21.75 - sd between samples: 5.57



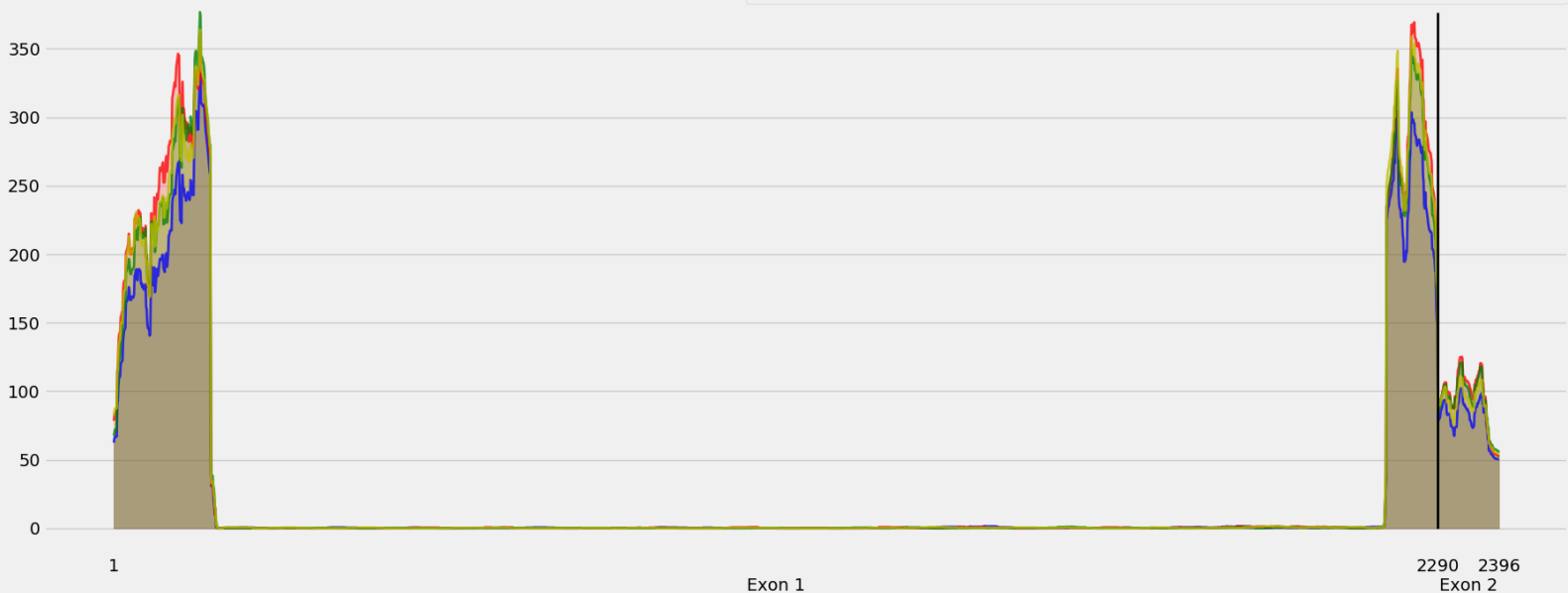
Coverage for chr16:38346991-38352763 - specific regions  
Strand: Plus

9 months - #samples: 5 - aggregate mean coverage: 65.67 - sd between samples: 1.79  
15 months - #samples: 5 - aggregate mean coverage: 77.00 - sd between samples: 1.44  
24 months - #samples: 5 - aggregate mean coverage: 74.02 - sd between samples: 2.80  
30 months - #samples: 5 - aggregate mean coverage: 74.75 - sd between samples: 5.57



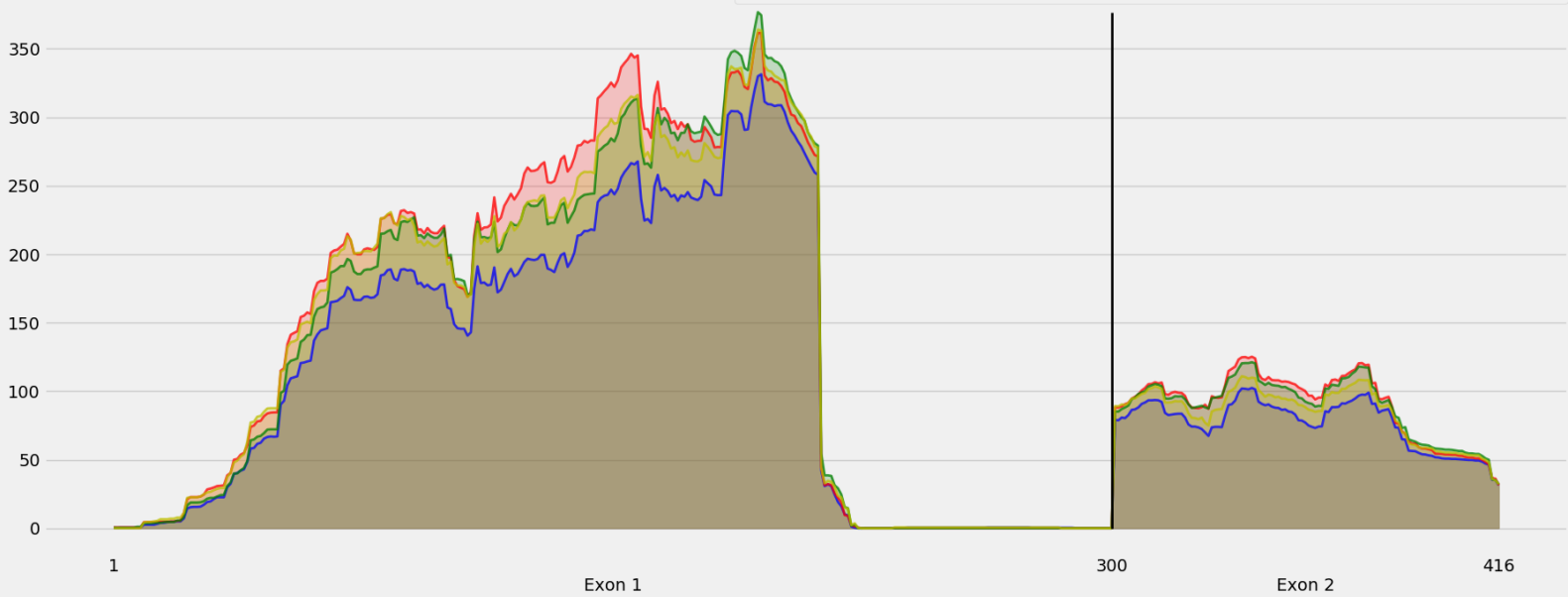
Coverage for chr16:38346991-38352763 - specific regions  
Strand: Plus

9 months - #samples: 5 - aggregate mean coverage: 27.41 - sd between samples: 1.79  
15 months - #samples: 5 - aggregate mean coverage: 32.70 - sd between samples: 1.44  
24 months - #samples: 5 - aggregate mean coverage: 31.33 - sd between samples: 2.80  
30 months - #samples: 5 - aggregate mean coverage: 31.63 - sd between samples: 5.57



Coverage for chr16:38346991-38352763 - specific regions  
Strand: Plus

9 months - #samples: 5 - aggregate mean coverage: 107.02 - sd between samples: 1.79  
15 months - #samples: 5 - aggregate mean coverage: 128.89 - sd between samples: 1.44  
24 months - #samples: 5 - aggregate mean coverage: 123.73 - sd between samples: 2.80  
30 months - #samples: 5 - aggregate mean coverage: 123.45 - sd between samples: 5.57



Coverage for chr16:38346991-38352763 - specific region  
Strand: Plus

9 months - #samples: 5 - aggregate mean coverage: 84.42 - sd between samples: 1.79  
15 months - #samples: 5 - aggregate mean coverage: 101.57 - sd between samples: 1.44  
24 months - #samples: 5 - aggregate mean coverage: 97.66 - sd between samples: 2.80  
30 months - #samples: 5 - aggregate mean coverage: 96.49 - sd between samples: 5.57

