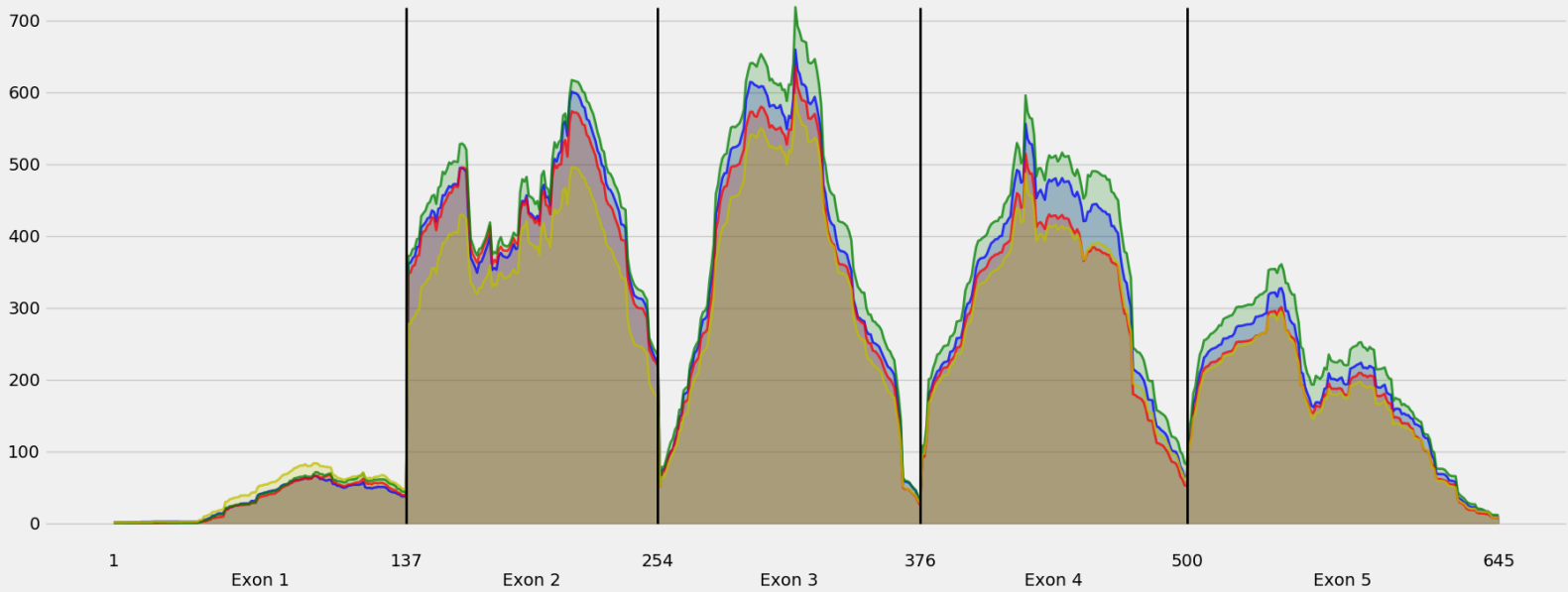


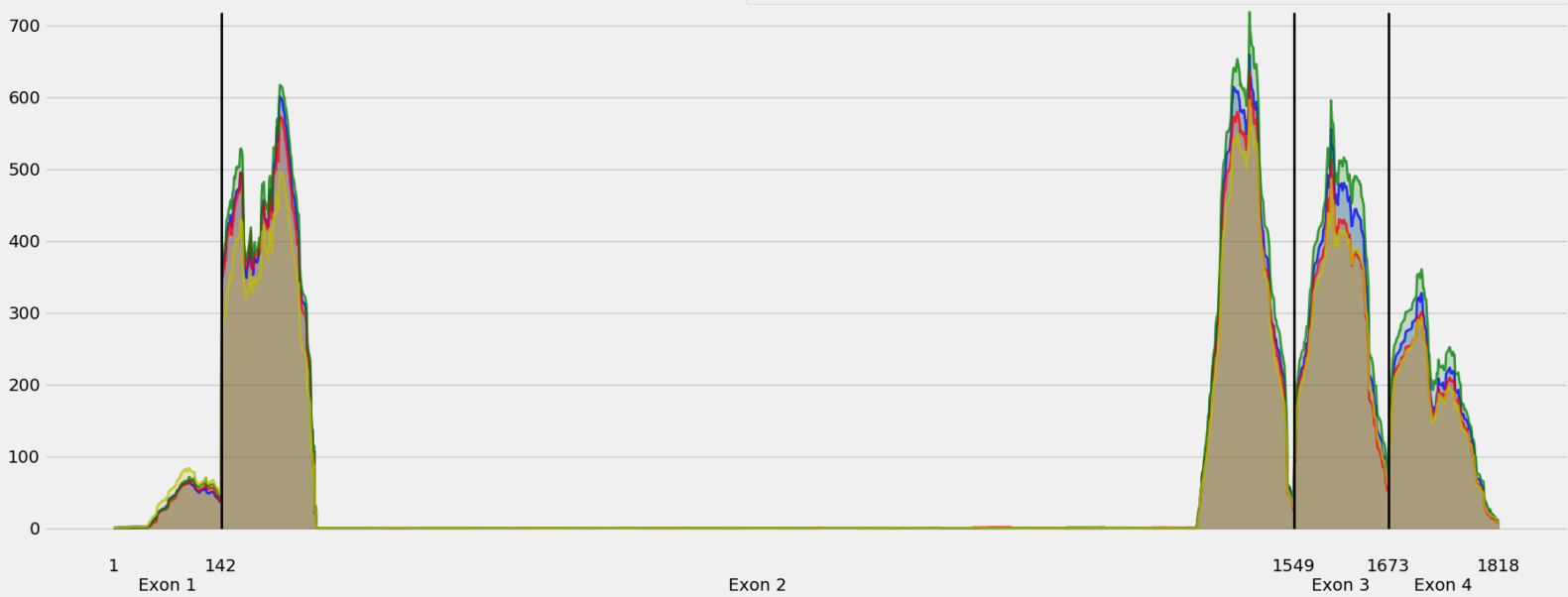
Coverage for chr9:57521274-57532426 - specific region  
Strand: Plus

9 months - #samples: 5 - aggregate mean coverage: 257.89 - sd between samples: 2.35  
15 months - #samples: 5 - aggregate mean coverage: 243.64 - sd between samples: 1.76  
24 months - #samples: 5 - aggregate mean coverage: 277.78 - sd between samples: 6.78  
30 months - #samples: 5 - aggregate mean coverage: 229.04 - sd between samples: 2.53



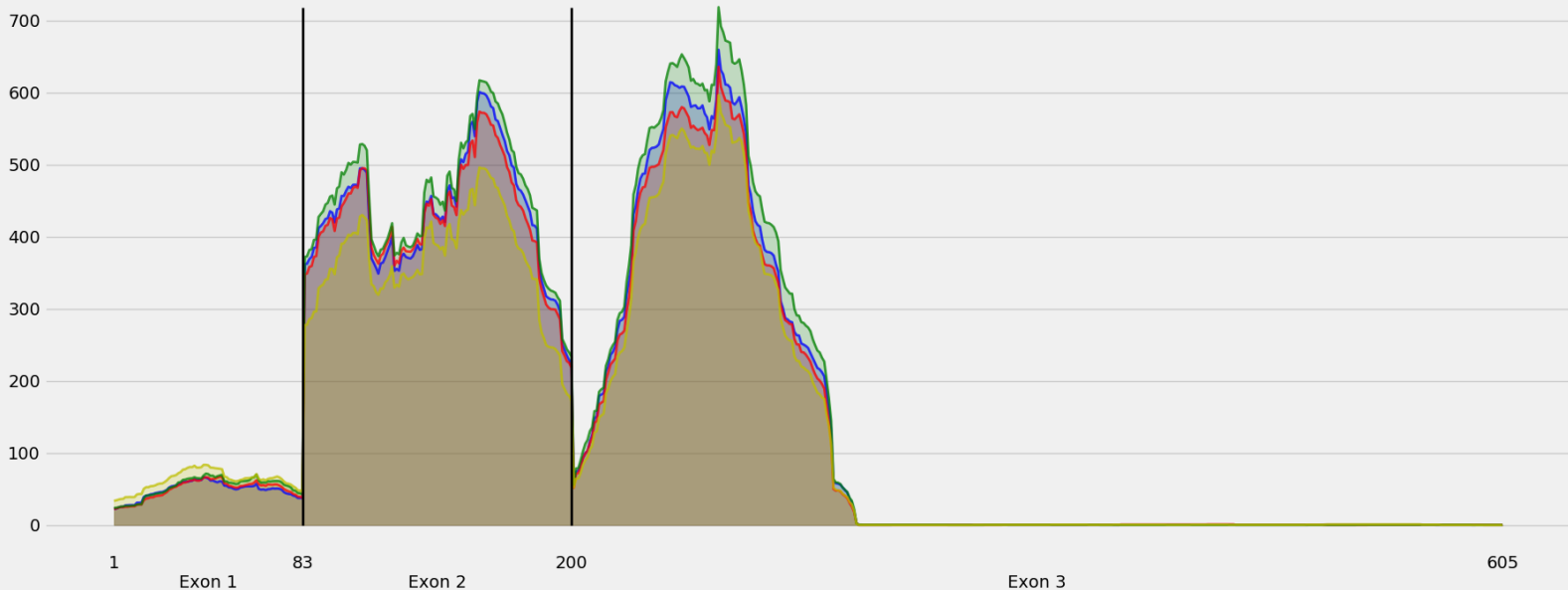
Coverage for chr9:57521274-57532426 - specific regions  
Strand: Plus

9 months - #samples: 5 - aggregate mean coverage: 92.03 - sd between samples: 2.35  
15 months - #samples: 5 - aggregate mean coverage: 86.99 - sd between samples: 1.76  
24 months - #samples: 5 - aggregate mean coverage: 99.14 - sd between samples: 6.78  
30 months - #samples: 5 - aggregate mean coverage: 81.69 - sd between samples: 2.53



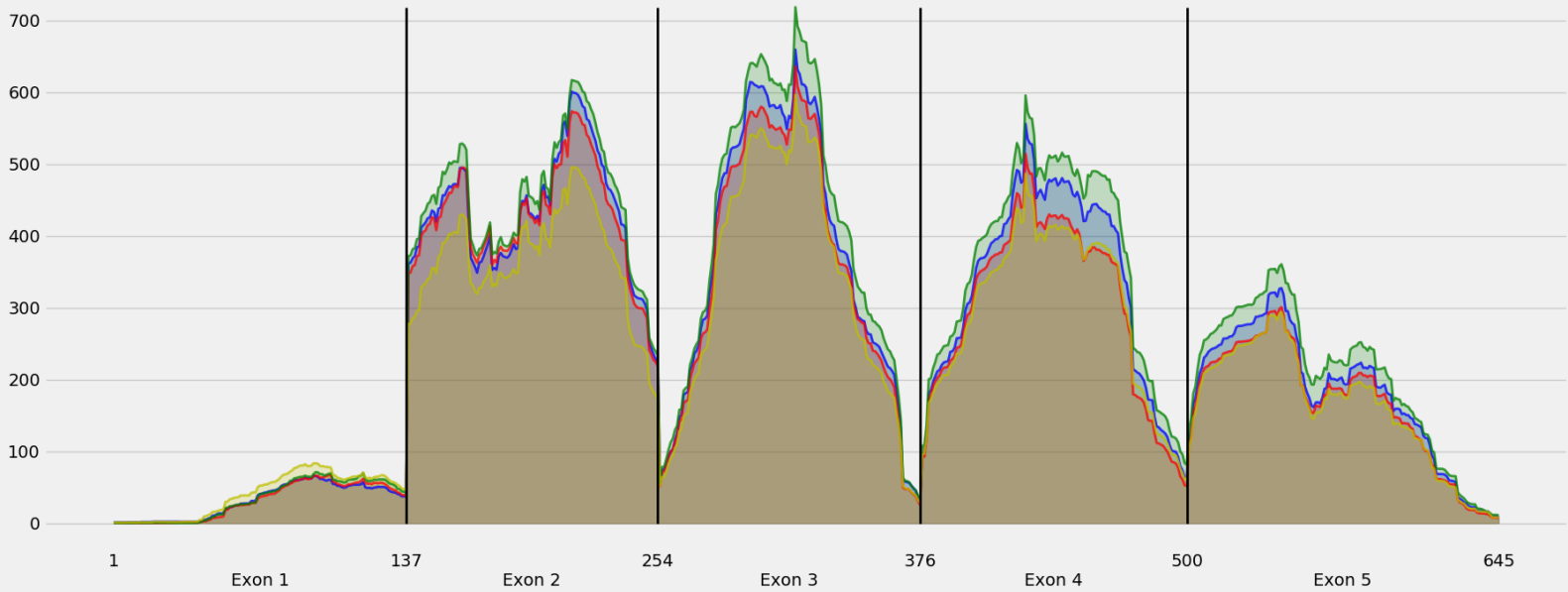
Coverage for chr9:57521274-57532426 - specific region  
Strand: Plus

9 months - #samples: 5 - aggregate mean coverage: 164.03 - sd between samples: 2.35  
15 months - #samples: 5 - aggregate mean coverage: 158.78 - sd between samples: 1.76  
24 months - #samples: 5 - aggregate mean coverage: 174.18 - sd between samples: 6.78  
30 months - #samples: 5 - aggregate mean coverage: 145.22 - sd between samples: 2.53



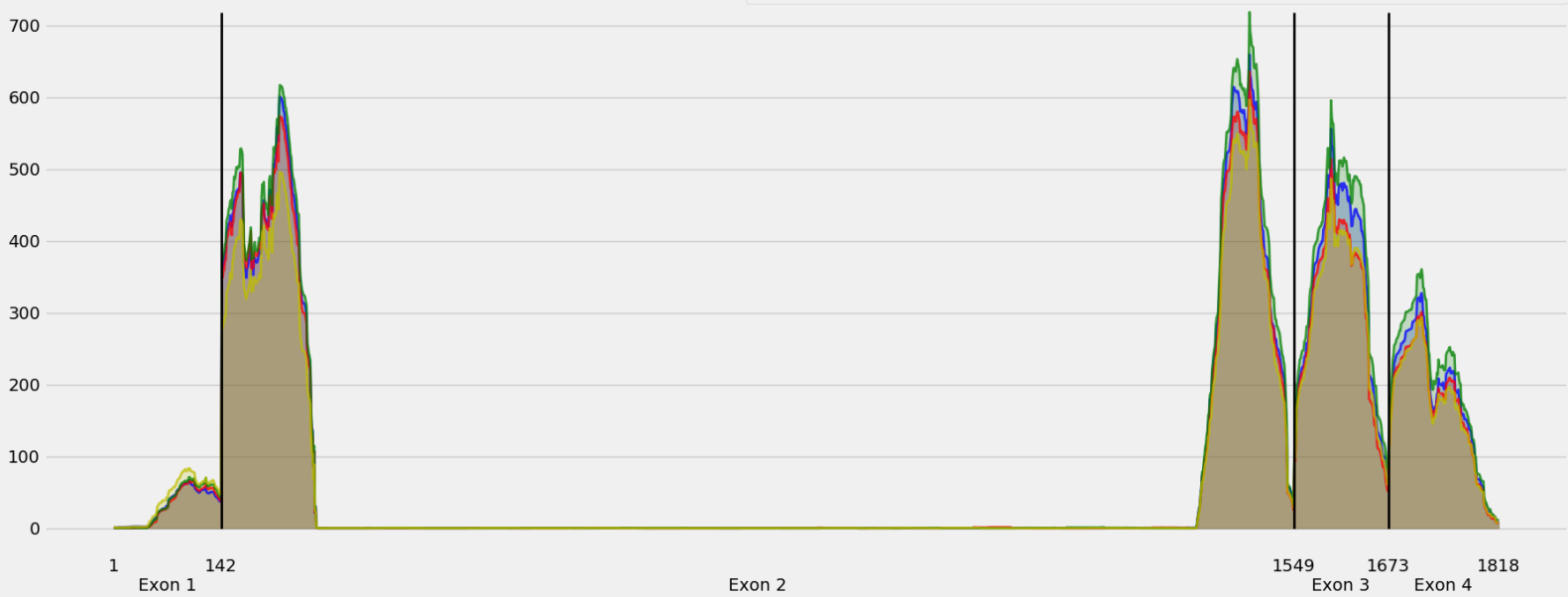
Coverage for chr9:57521274-57532426 - specific region  
Strand: Plus

9 months - #samples: 5 - aggregate mean coverage: 257.89 - sd between samples: 2.35  
15 months - #samples: 5 - aggregate mean coverage: 243.64 - sd between samples: 1.76  
24 months - #samples: 5 - aggregate mean coverage: 277.78 - sd between samples: 6.78  
30 months - #samples: 5 - aggregate mean coverage: 229.04 - sd between samples: 2.53



Coverage for chr9:57521274-57532426 - specific regions  
Strand: Plus

9 months - #samples: 5 - aggregate mean coverage: 92.03 - sd between samples: 2.35  
15 months - #samples: 5 - aggregate mean coverage: 86.99 - sd between samples: 1.76  
24 months - #samples: 5 - aggregate mean coverage: 99.14 - sd between samples: 6.78  
30 months - #samples: 5 - aggregate mean coverage: 81.69 - sd between samples: 2.53



Coverage for chr9:57521274-57532426 - specific region  
Strand: Plus

9 months - #samples: 5 - aggregate mean coverage: 164.03 - sd between samples: 2.35  
15 months - #samples: 5 - aggregate mean coverage: 158.78 - sd between samples: 1.76  
24 months - #samples: 5 - aggregate mean coverage: 174.18 - sd between samples: 6.78  
30 months - #samples: 5 - aggregate mean coverage: 145.22 - sd between samples: 2.53

