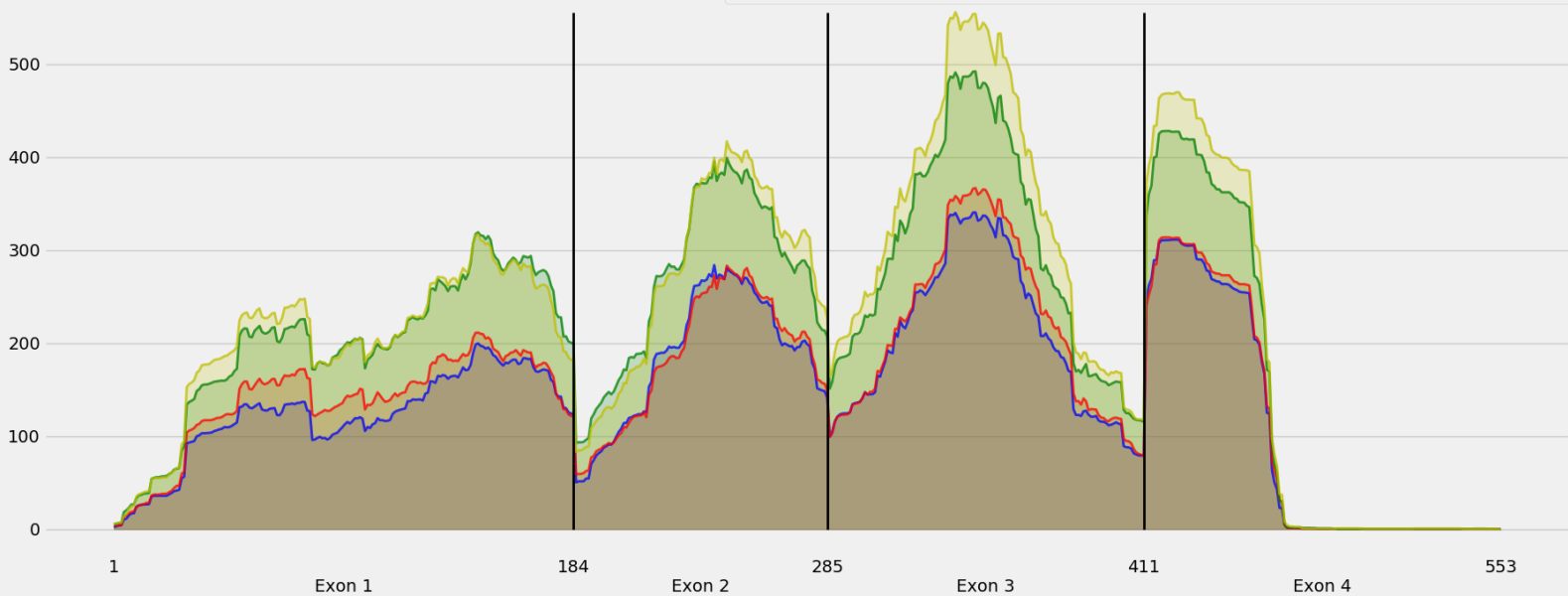


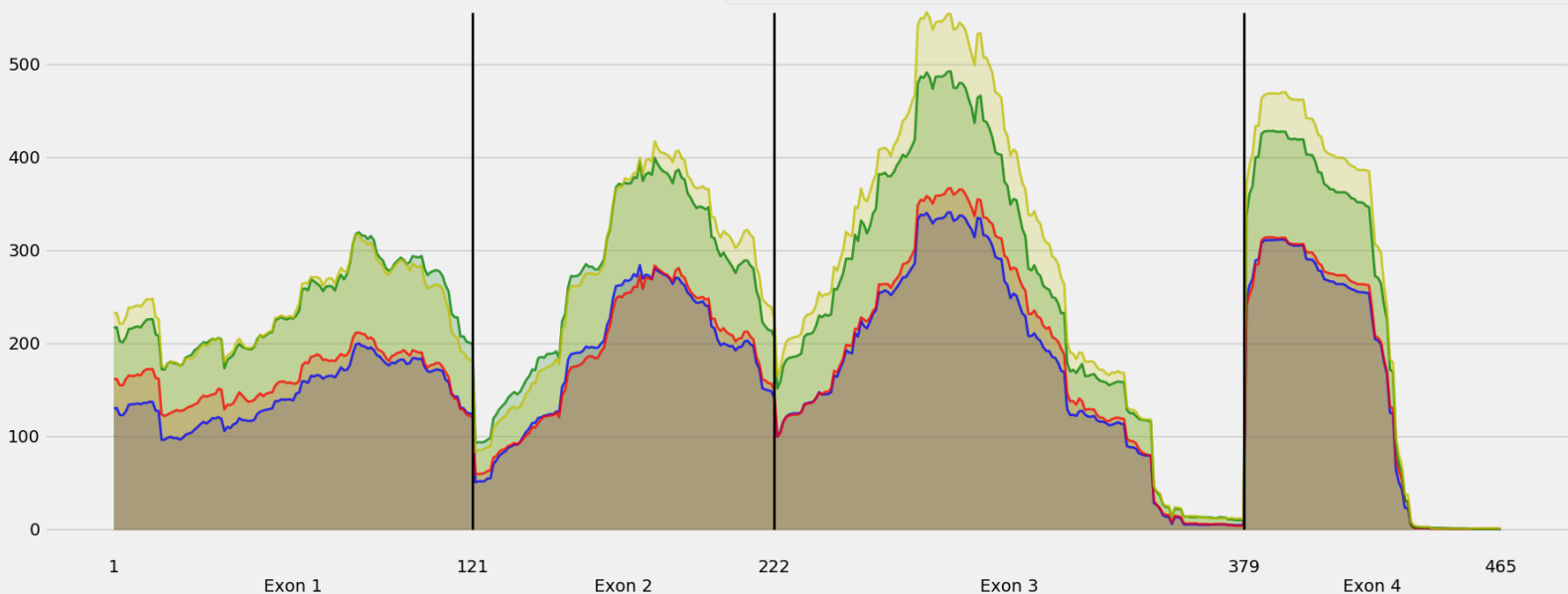
Coverage for chr7:4751792-4753094 - specific regions  
Strand: Minus

9 months - #samples: 5 - aggregate mean coverage: 145.36 - sd between samples: 6.46  
15 months - #samples: 5 - aggregate mean coverage: 153.94 - sd between samples: 10.95  
24 months - #samples: 5 - aggregate mean coverage: 215.06 - sd between samples: 86.91  
30 months - #samples: 5 - aggregate mean coverage: 228.83 - sd between samples: 67.85



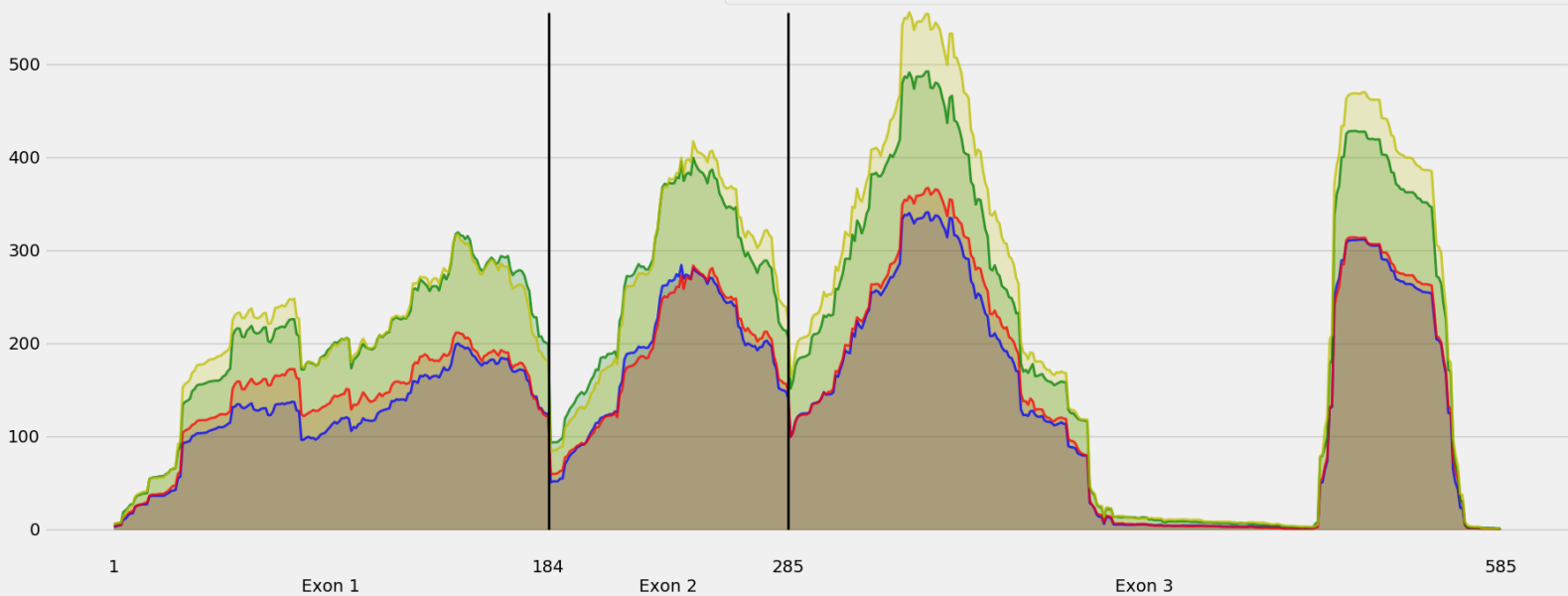
Coverage for chr7:4751792-4753094 - specific regions  
Strand: Minus

9 months - #samples: 5 - aggregate mean coverage: 163.35 - sd between samples: 6.46  
15 months - #samples: 5 - aggregate mean coverage: 172.19 - sd between samples: 10.95  
24 months - #samples: 5 - aggregate mean coverage: 241.26 - sd between samples: 86.91  
30 months - #samples: 5 - aggregate mean coverage: 256.15 - sd between samples: 67.85



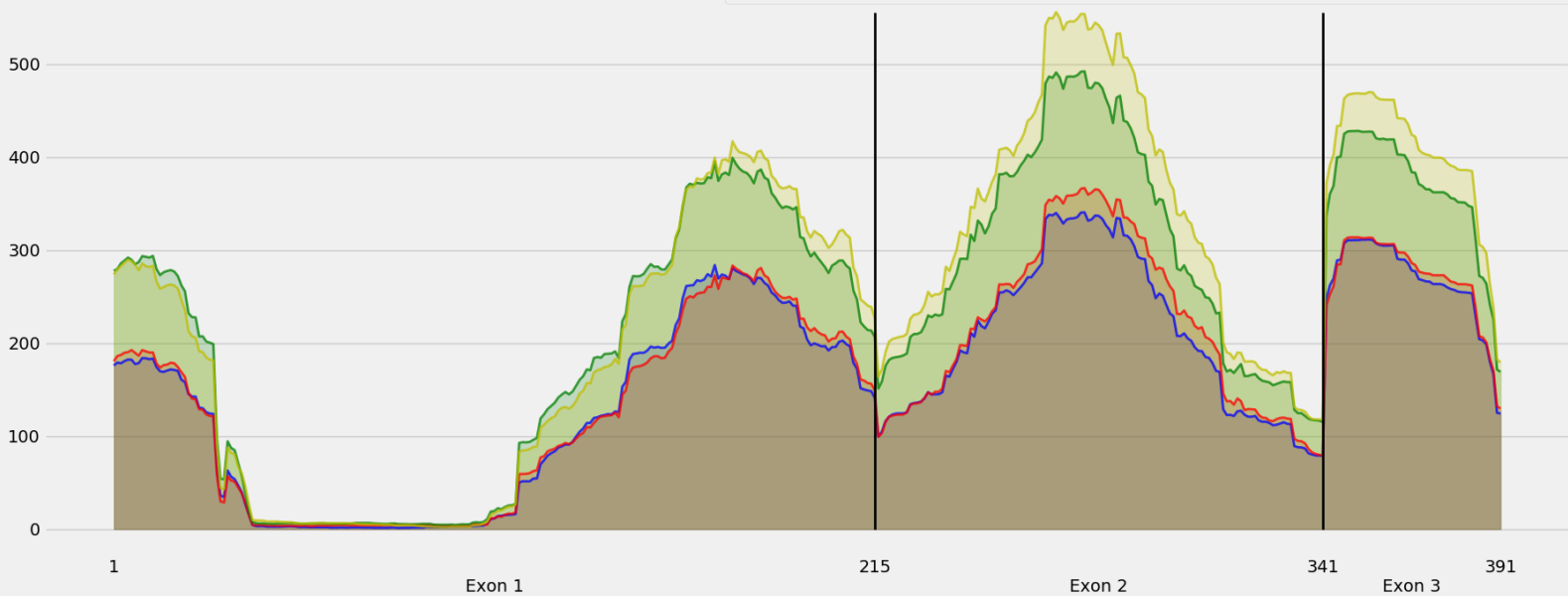
Coverage for chr7:4751792-4753094 - specific regions  
Strand: Minus

9 months - #samples: 5 - aggregate mean coverage: 139.01 - sd between samples: 6.46  
15 months - #samples: 5 - aggregate mean coverage: 147.11 - sd between samples: 10.95  
24 months - #samples: 5 - aggregate mean coverage: 206.00 - sd between samples: 86.91  
30 months - #samples: 5 - aggregate mean coverage: 219.33 - sd between samples: 67.85



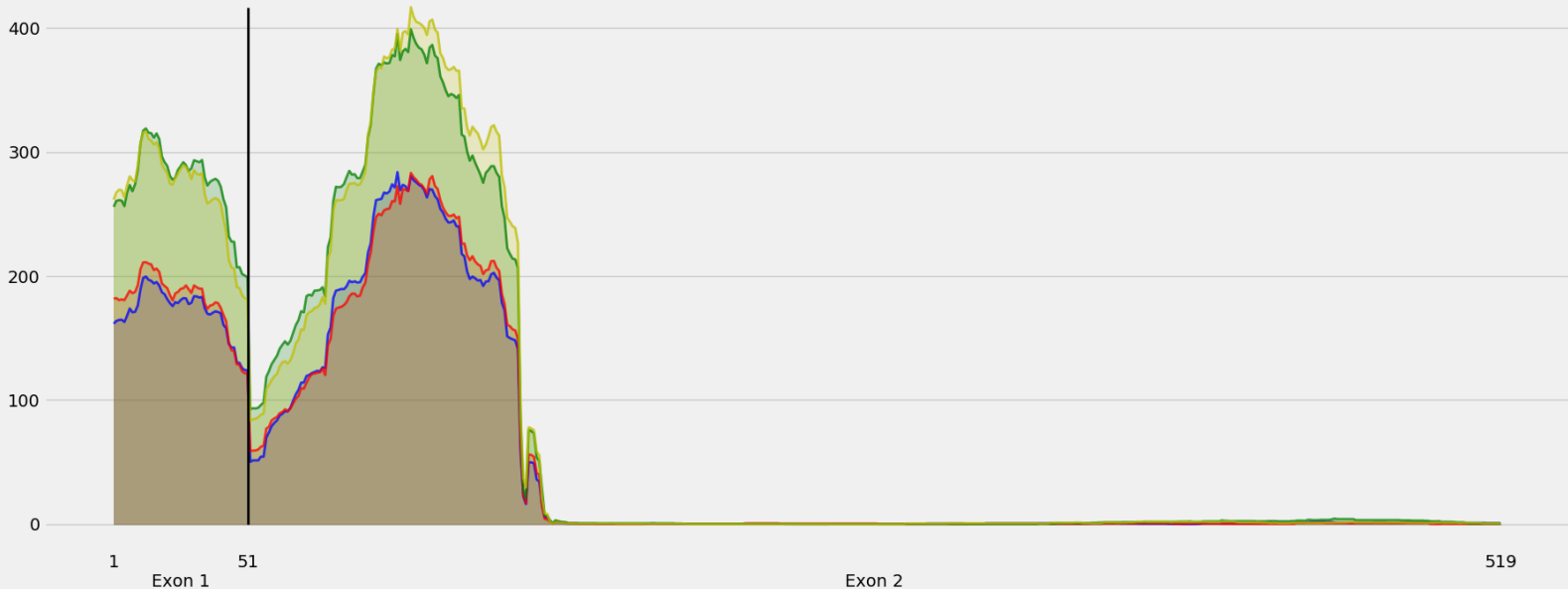
Coverage for chr7:4751792-4753094 - specific regions  
Strand: Minus

9 months - #samples: 5 - aggregate mean coverage: 162.27 - sd between samples: 6.46  
15 months - #samples: 5 - aggregate mean coverage: 167.55 - sd between samples: 10.95  
24 months - #samples: 5 - aggregate mean coverage: 234.34 - sd between samples: 86.91  
30 months - #samples: 5 - aggregate mean coverage: 250.57 - sd between samples: 67.85



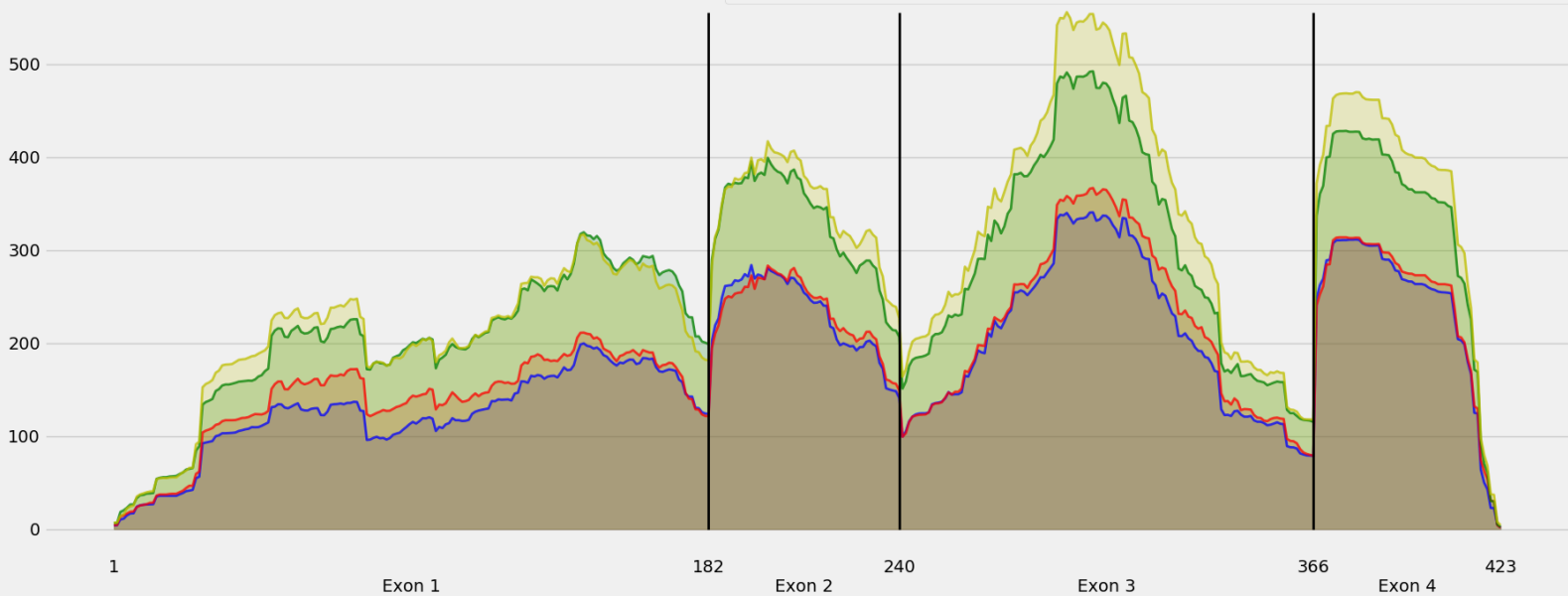
Coverage for chr7:4751792-4753094 - specific regions  
Strand: Minus

9 months - #samples: 5 - aggregate mean coverage: 53.95 - sd between samples: 6.46  
15 months - #samples: 5 - aggregate mean coverage: 54.74 - sd between samples: 10.95  
24 months - #samples: 5 - aggregate mean coverage: 80.89 - sd between samples: 86.91  
30 months - #samples: 5 - aggregate mean coverage: 81.06 - sd between samples: 67.85



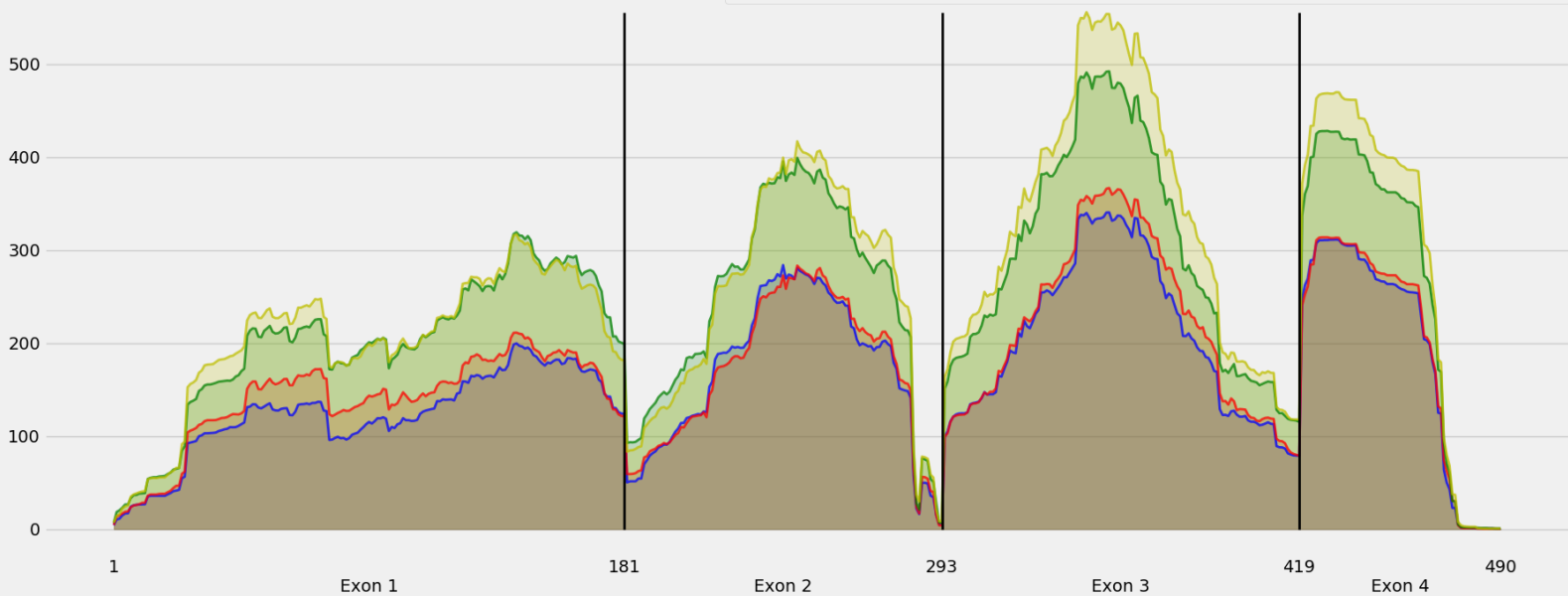
Coverage for chr7:4751792-4753094 - specific regions  
Strand: Minus

9 months - #samples: 5 - aggregate mean coverage: 177.47 - sd between samples: 6.46  
15 months - #samples: 5 - aggregate mean coverage: 188.98 - sd between samples: 10.95  
24 months - #samples: 5 - aggregate mean coverage: 262.09 - sd between samples: 86.91  
30 months - #samples: 5 - aggregate mean coverage: 281.18 - sd between samples: 67.85



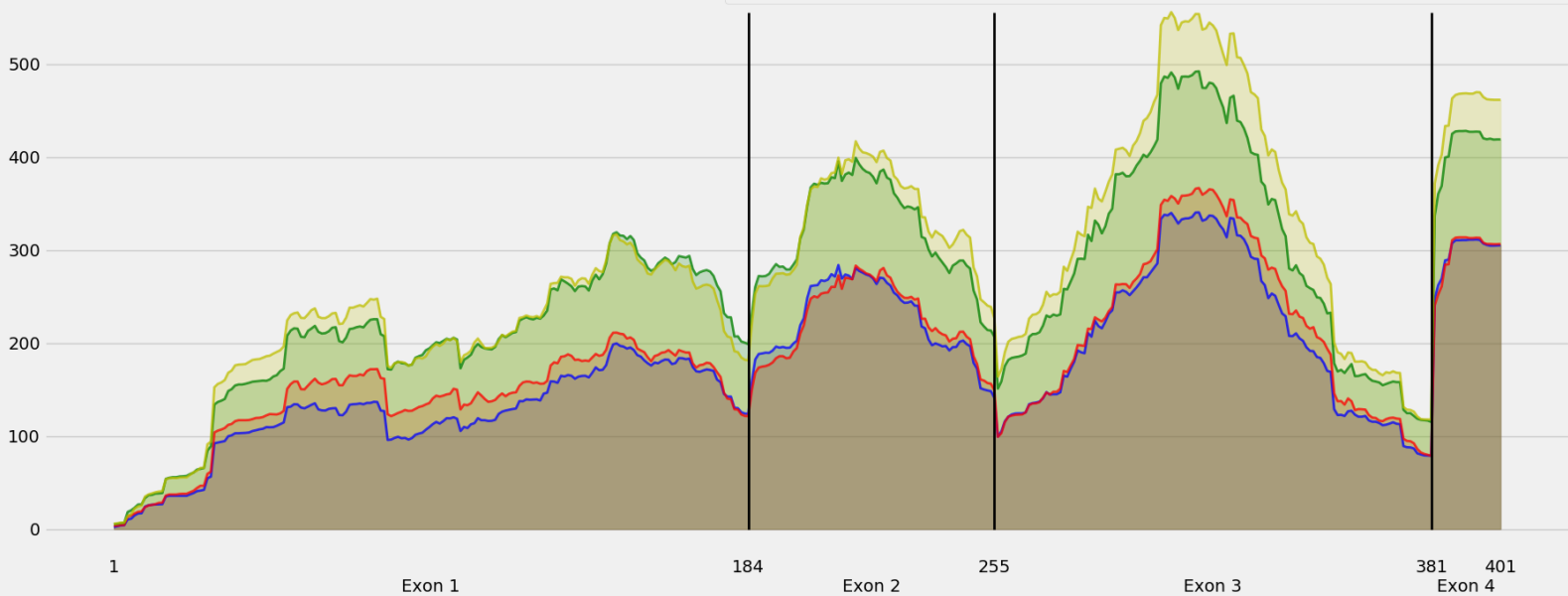
Coverage for chr7:4751792-4753094 - specific regions  
Strand: Minus

9 months - #samples: 5 - aggregate mean coverage: 164.72 - sd between samples: 6.46  
15 months - #samples: 5 - aggregate mean coverage: 174.46 - sd between samples: 10.95  
24 months - #samples: 5 - aggregate mean coverage: 243.68 - sd between samples: 86.91  
30 months - #samples: 5 - aggregate mean coverage: 259.24 - sd between samples: 67.85



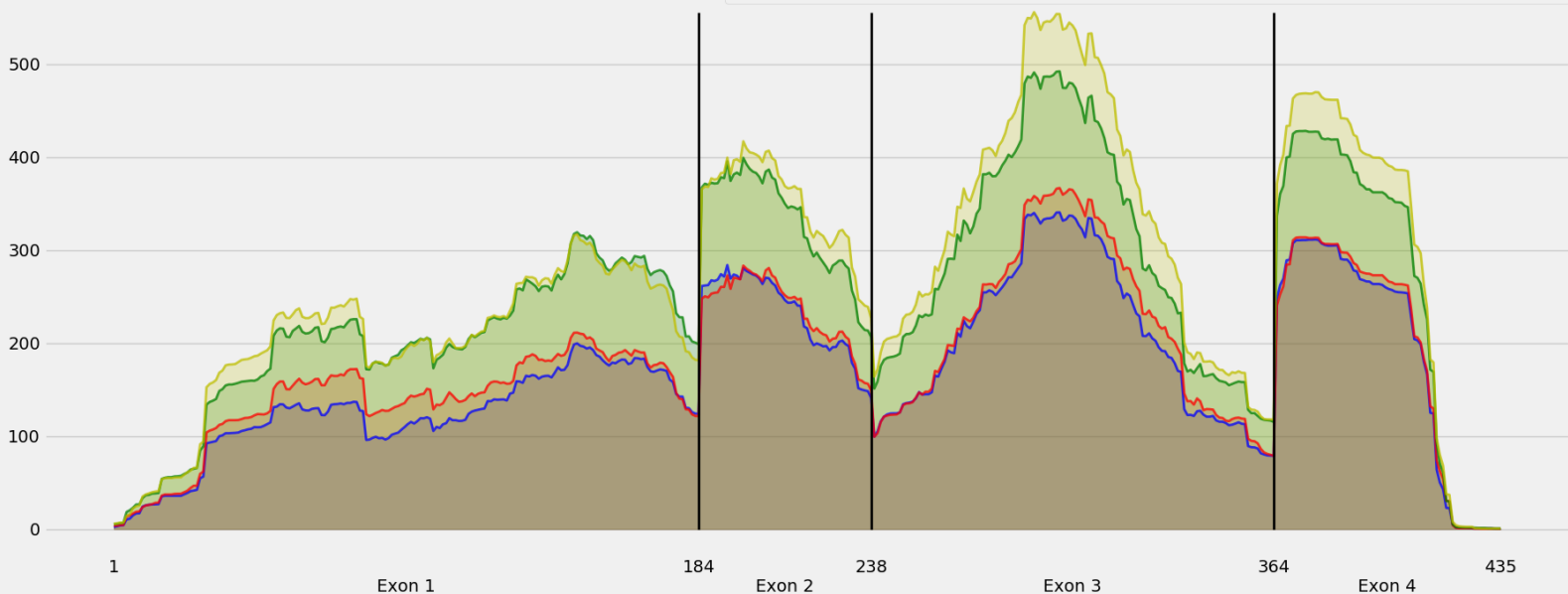
Coverage for chr7:4751792-4753094 - specific regions  
Strand: Minus

9 months - #samples: 5 - aggregate mean coverage: 174.62 - sd between samples: 6.46  
15 months - #samples: 5 - aggregate mean coverage: 185.71 - sd between samples: 10.95  
24 months - #samples: 5 - aggregate mean coverage: 259.62 - sd between samples: 86.91  
30 months - #samples: 5 - aggregate mean coverage: 276.87 - sd between samples: 67.85



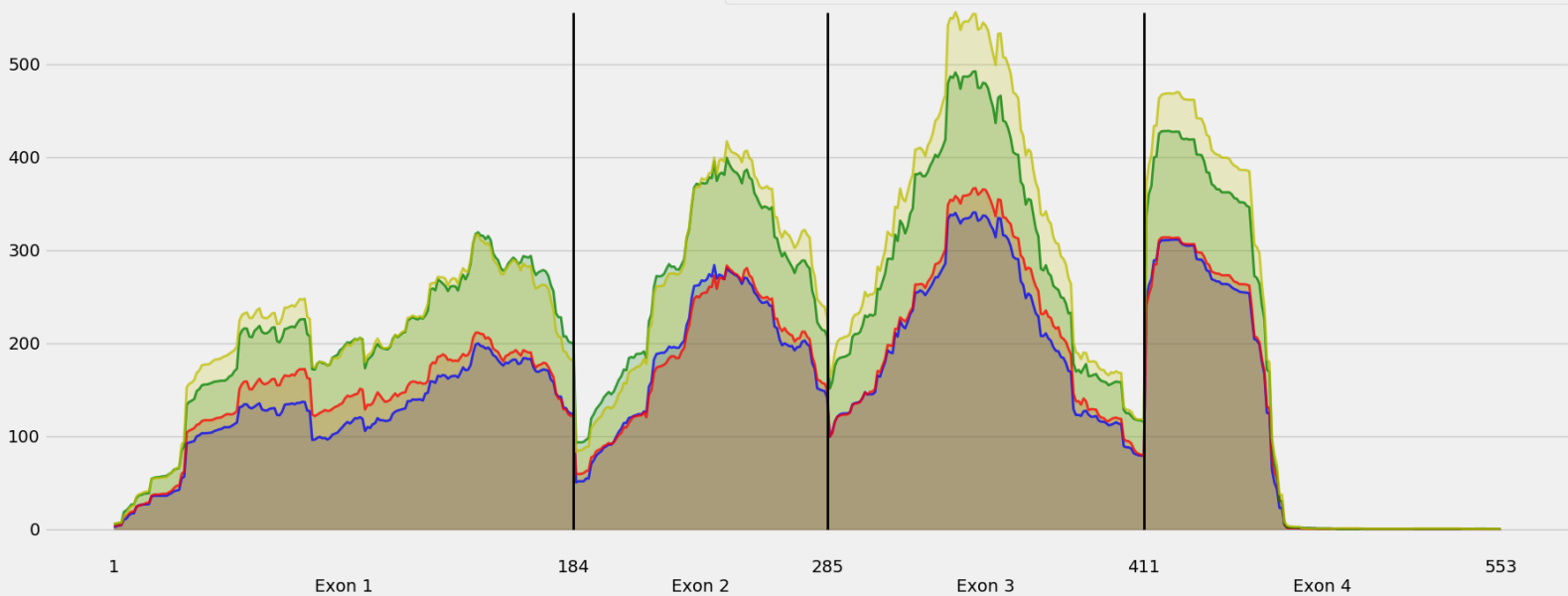
Coverage for chr7:4751792-4753094 - specific regions  
Strand: Minus

9 months - #samples: 5 - aggregate mean coverage: 170.56 - sd between samples: 6.46  
15 months - #samples: 5 - aggregate mean coverage: 181.83 - sd between samples: 10.95  
24 months - #samples: 5 - aggregate mean coverage: 252.00 - sd between samples: 86.91  
30 months - #samples: 5 - aggregate mean coverage: 270.58 - sd between samples: 67.85



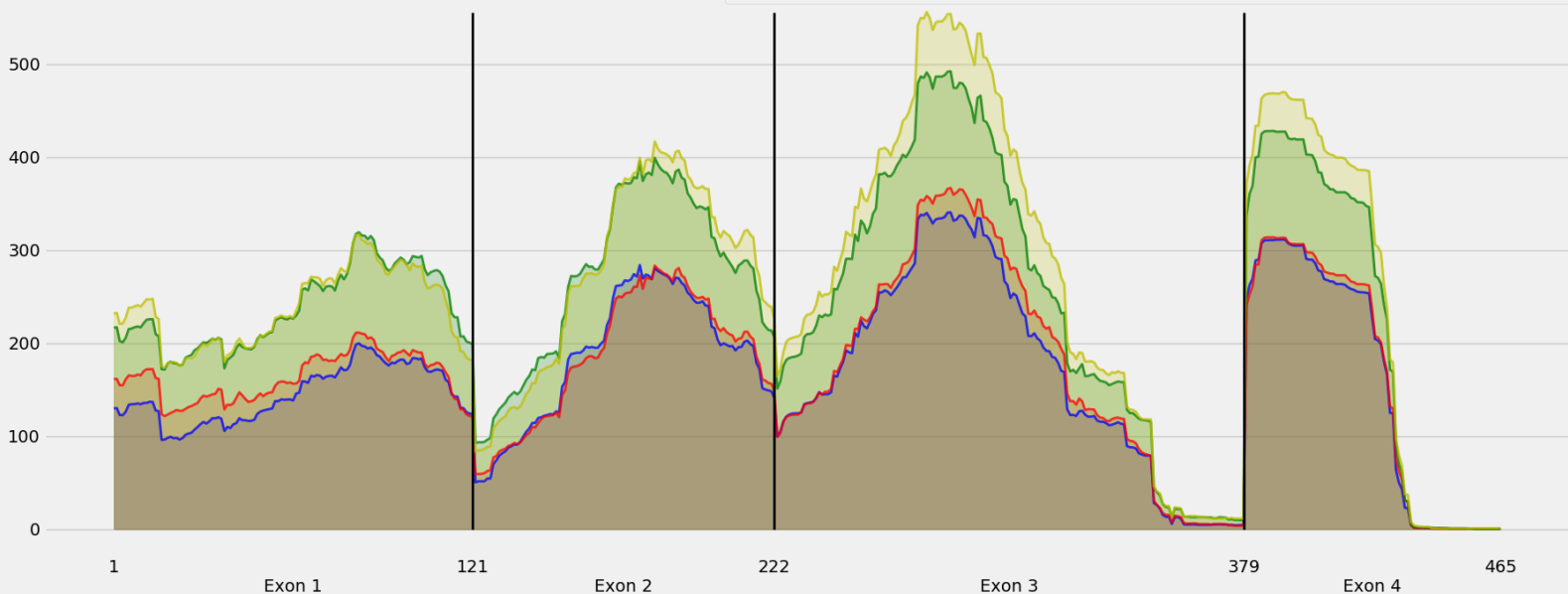
Coverage for chr7:4751792-4753094 - specific regions  
Strand: Minus

9 months - #samples: 5 - aggregate mean coverage: 145.36 - sd between samples: 6.46  
15 months - #samples: 5 - aggregate mean coverage: 153.94 - sd between samples: 10.95  
24 months - #samples: 5 - aggregate mean coverage: 215.06 - sd between samples: 86.91  
30 months - #samples: 5 - aggregate mean coverage: 228.83 - sd between samples: 67.85



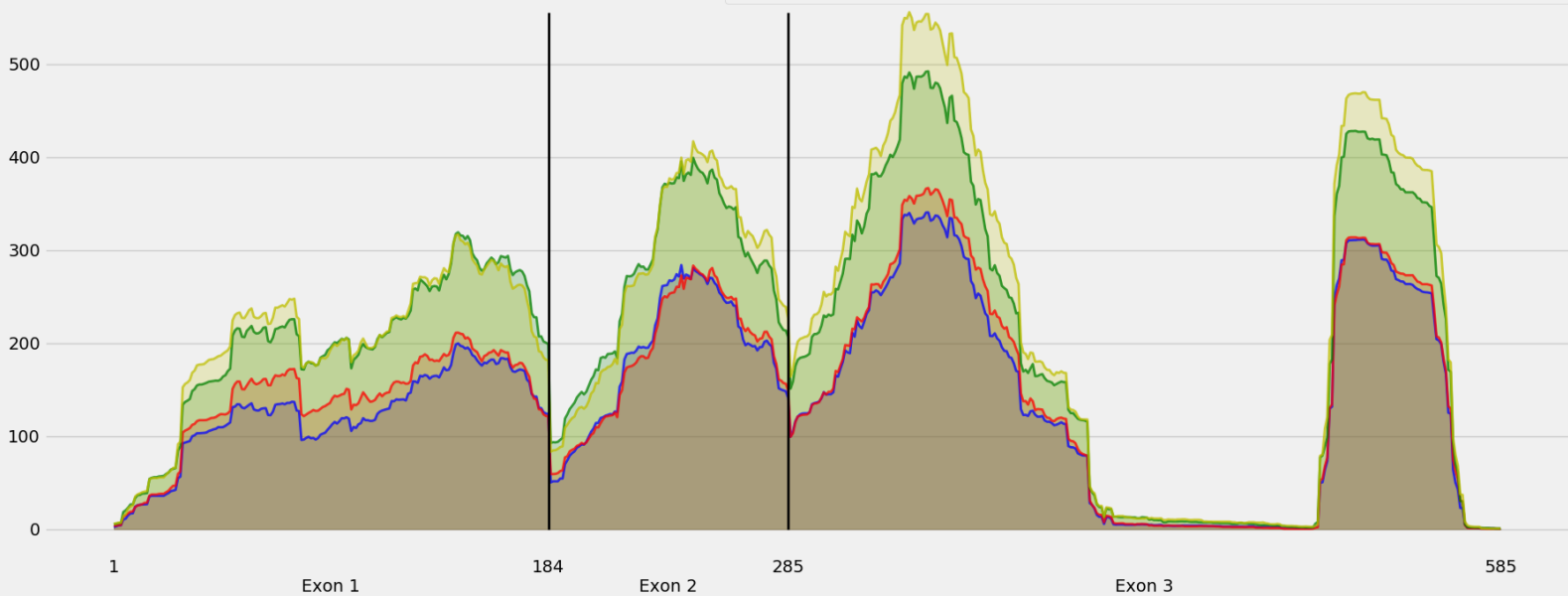
Coverage for chr7:4751792-4753094 - specific regions  
Strand: Minus

9 months - #samples: 5 - aggregate mean coverage: 163.35 - sd between samples: 6.46  
15 months - #samples: 5 - aggregate mean coverage: 172.19 - sd between samples: 10.95  
24 months - #samples: 5 - aggregate mean coverage: 241.26 - sd between samples: 86.91  
30 months - #samples: 5 - aggregate mean coverage: 256.15 - sd between samples: 67.85



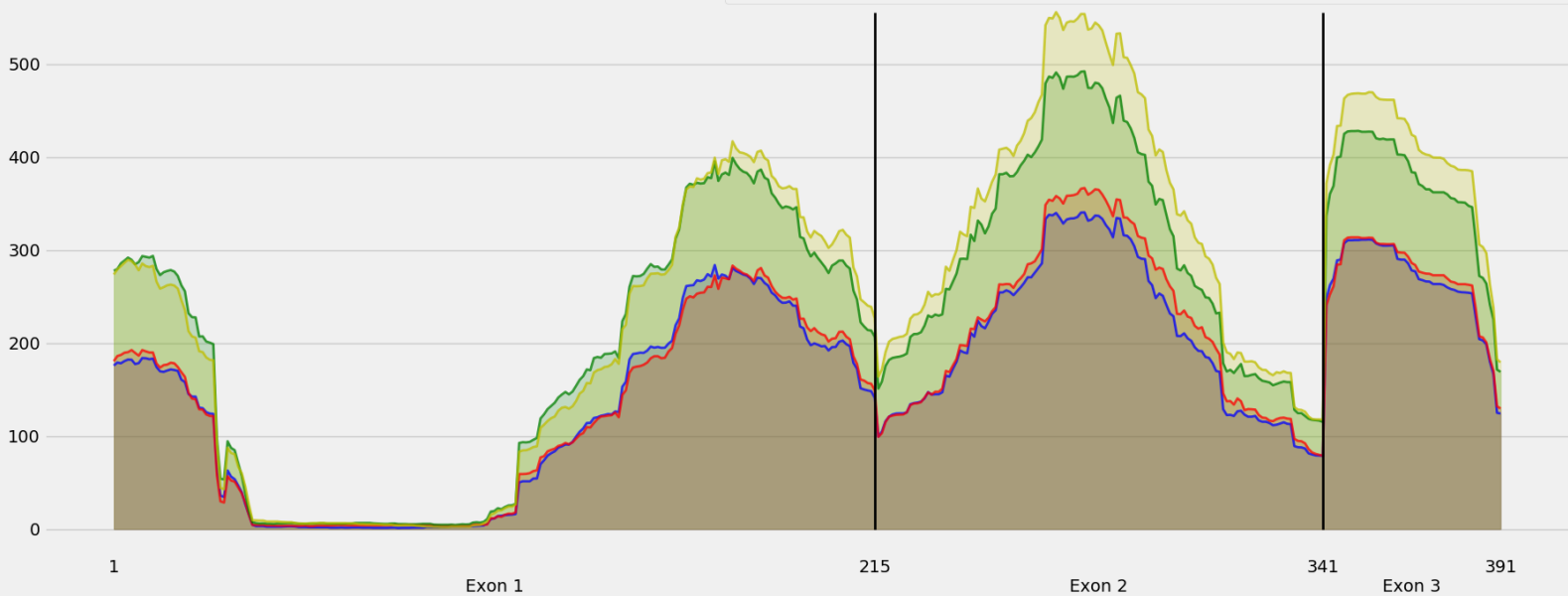
Coverage for chr7:4751792-4753094 - specific regions  
Strand: Minus

9 months - #samples: 5 - aggregate mean coverage: 139.01 - sd between samples: 6.46  
15 months - #samples: 5 - aggregate mean coverage: 147.11 - sd between samples: 10.95  
24 months - #samples: 5 - aggregate mean coverage: 206.00 - sd between samples: 86.91  
30 months - #samples: 5 - aggregate mean coverage: 219.33 - sd between samples: 67.85



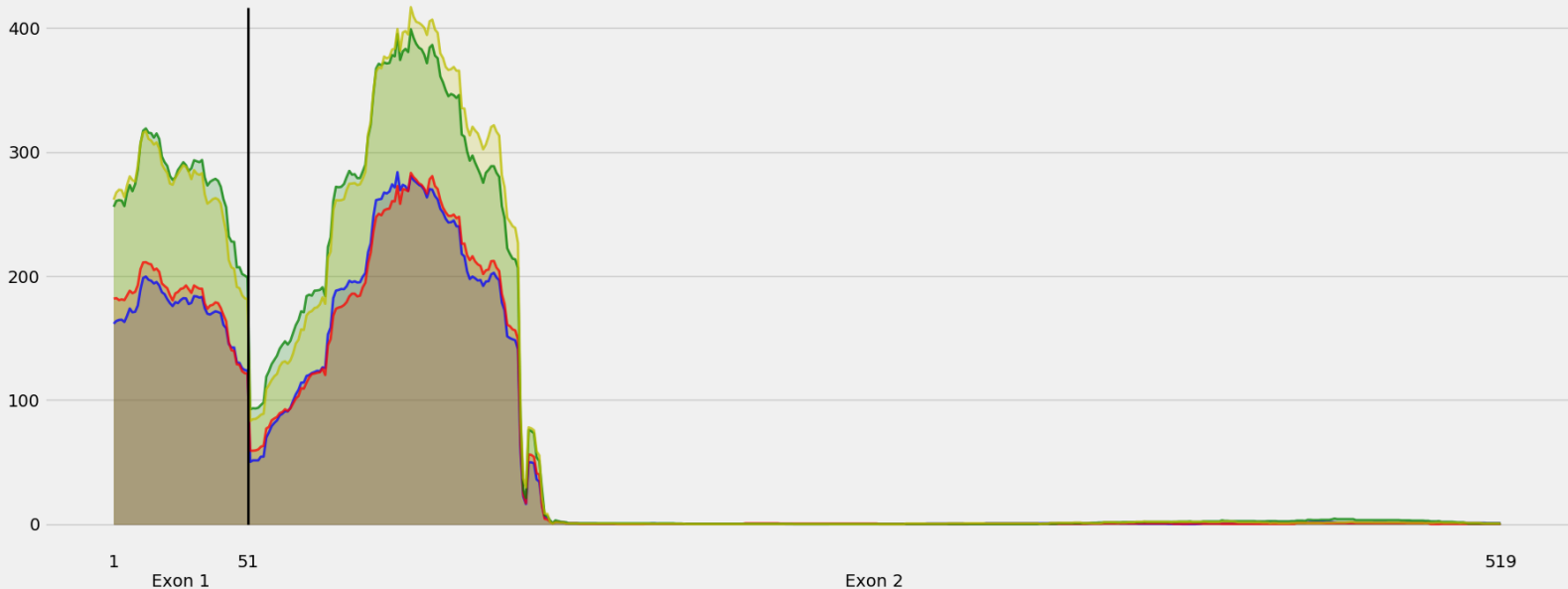
Coverage for chr7:4751792-4753094 - specific regions  
Strand: Minus

9 months - #samples: 5 - aggregate mean coverage: 162.27 - sd between samples: 6.46  
15 months - #samples: 5 - aggregate mean coverage: 167.55 - sd between samples: 10.95  
24 months - #samples: 5 - aggregate mean coverage: 234.34 - sd between samples: 86.91  
30 months - #samples: 5 - aggregate mean coverage: 250.57 - sd between samples: 67.85



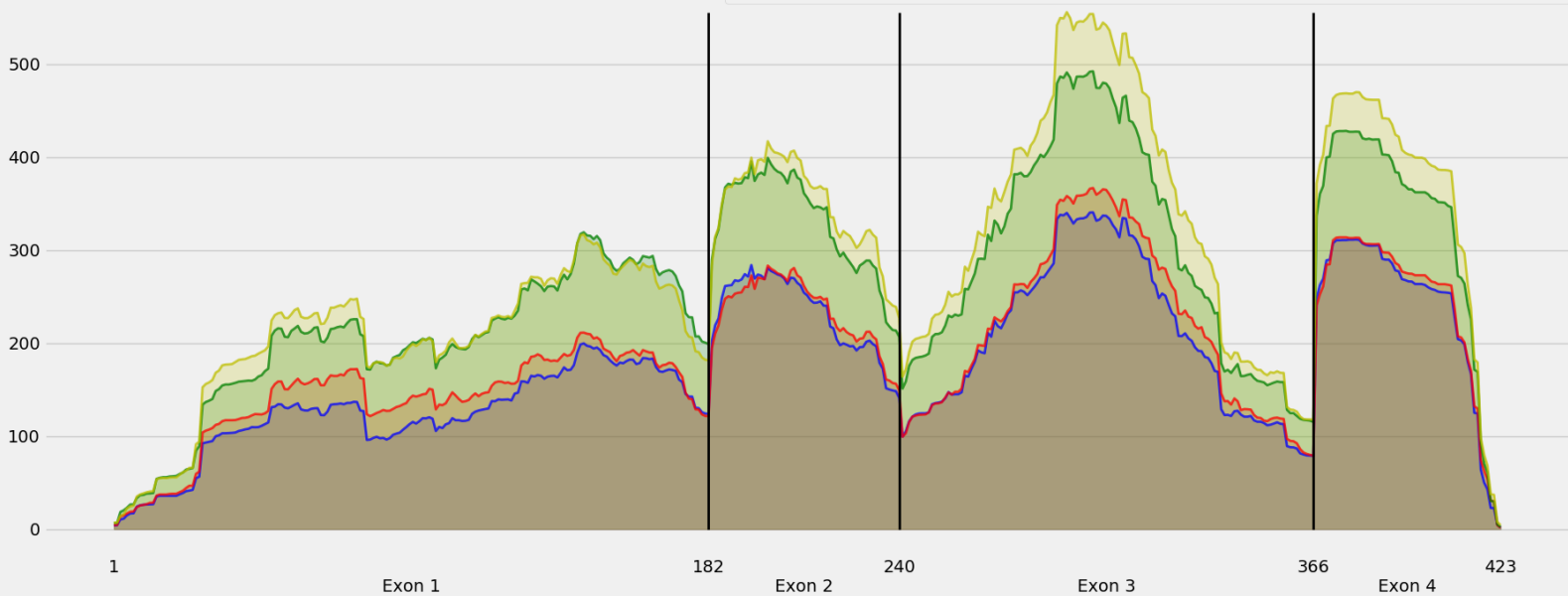
Coverage for chr7:4751792-4753094 - specific regions  
Strand: Minus

9 months - #samples: 5 - aggregate mean coverage: 53.95 - sd between samples: 6.46  
15 months - #samples: 5 - aggregate mean coverage: 54.74 - sd between samples: 10.95  
24 months - #samples: 5 - aggregate mean coverage: 80.89 - sd between samples: 86.91  
30 months - #samples: 5 - aggregate mean coverage: 81.06 - sd between samples: 67.85



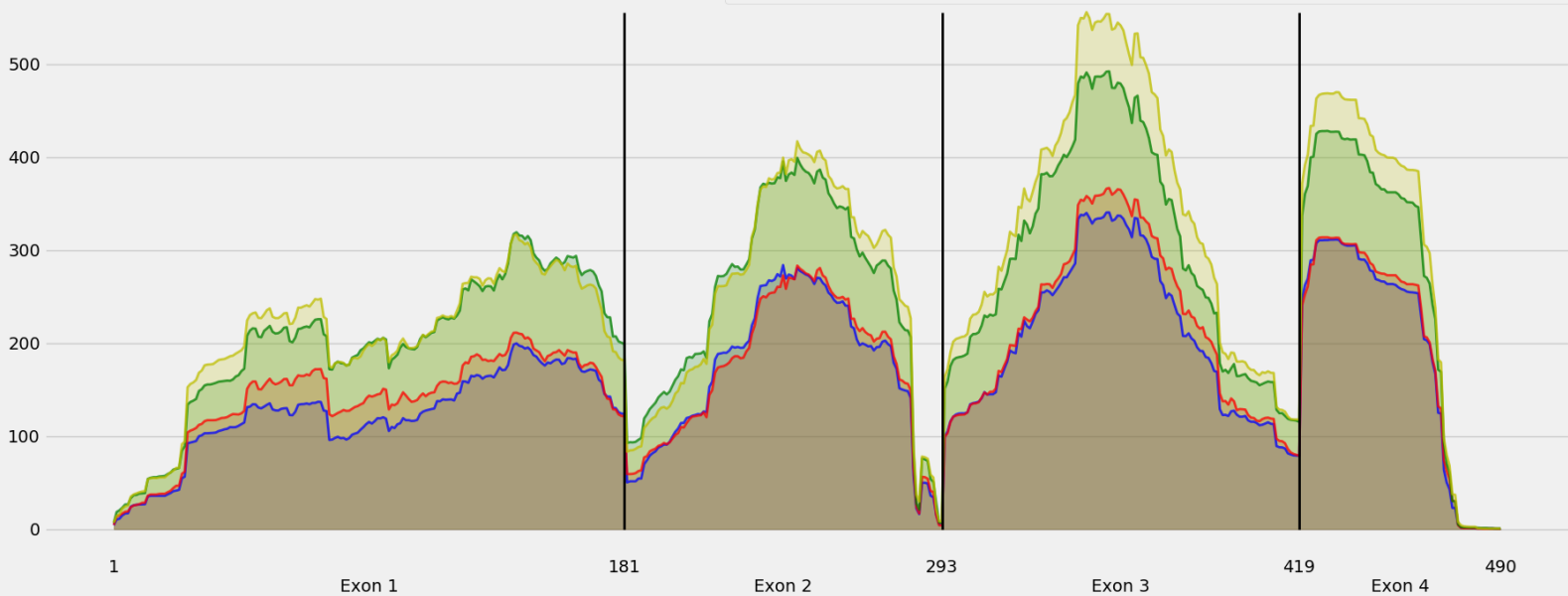
Coverage for chr7:4751792-4753094 - specific regions  
Strand: Minus

9 months - #samples: 5 - aggregate mean coverage: 177.47 - sd between samples: 6.46  
15 months - #samples: 5 - aggregate mean coverage: 188.98 - sd between samples: 10.95  
24 months - #samples: 5 - aggregate mean coverage: 262.09 - sd between samples: 86.91  
30 months - #samples: 5 - aggregate mean coverage: 281.18 - sd between samples: 67.85



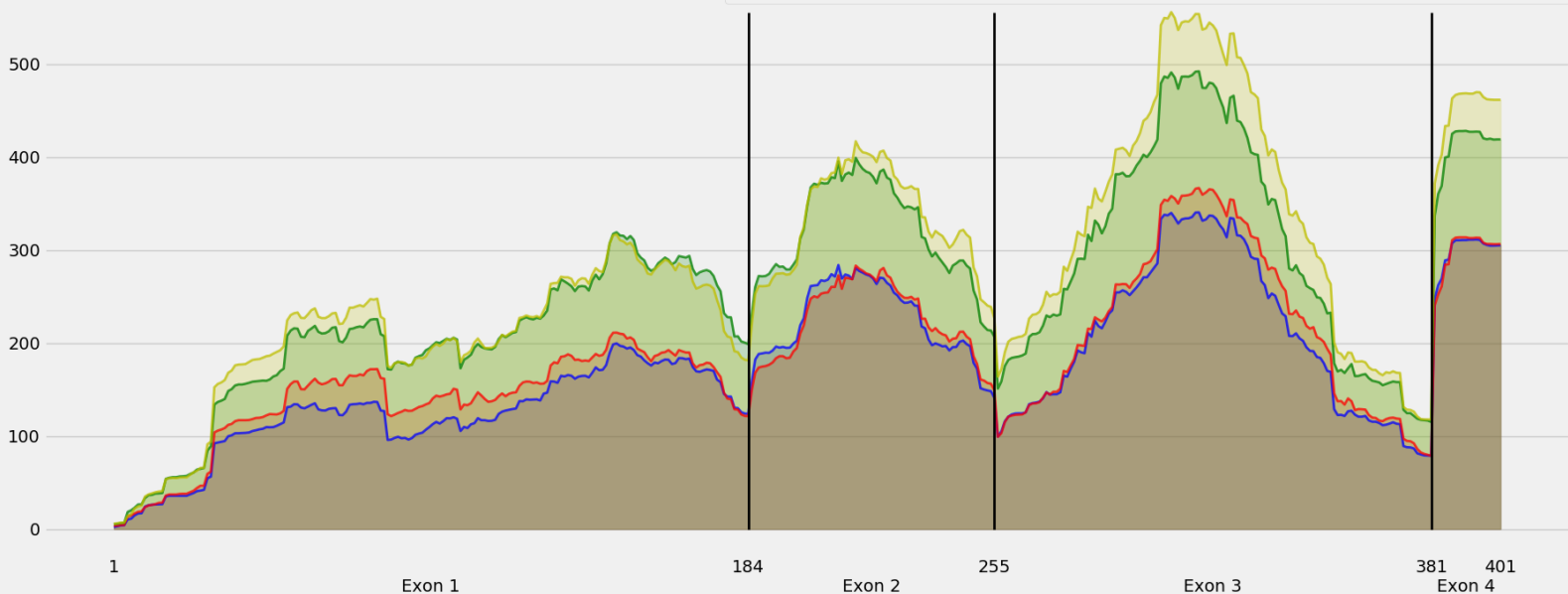
Coverage for chr7:4751792-4753094 - specific regions  
Strand: Minus

9 months - #samples: 5 - aggregate mean coverage: 164.72 - sd between samples: 6.46  
15 months - #samples: 5 - aggregate mean coverage: 174.46 - sd between samples: 10.95  
24 months - #samples: 5 - aggregate mean coverage: 243.68 - sd between samples: 86.91  
30 months - #samples: 5 - aggregate mean coverage: 259.24 - sd between samples: 67.85



Coverage for chr7:4751792-4753094 - specific regions  
Strand: Minus

9 months - #samples: 5 - aggregate mean coverage: 174.62 - sd between samples: 6.46  
15 months - #samples: 5 - aggregate mean coverage: 185.71 - sd between samples: 10.95  
24 months - #samples: 5 - aggregate mean coverage: 259.62 - sd between samples: 86.91  
30 months - #samples: 5 - aggregate mean coverage: 276.87 - sd between samples: 67.85



Coverage for chr7:4751792-4753094 - specific regions  
Strand: Minus

9 months - #samples: 5 - aggregate mean coverage: 170.56 - sd between samples: 6.46  
15 months - #samples: 5 - aggregate mean coverage: 181.83 - sd between samples: 10.95  
24 months - #samples: 5 - aggregate mean coverage: 252.00 - sd between samples: 86.91  
30 months - #samples: 5 - aggregate mean coverage: 270.58 - sd between samples: 67.85

