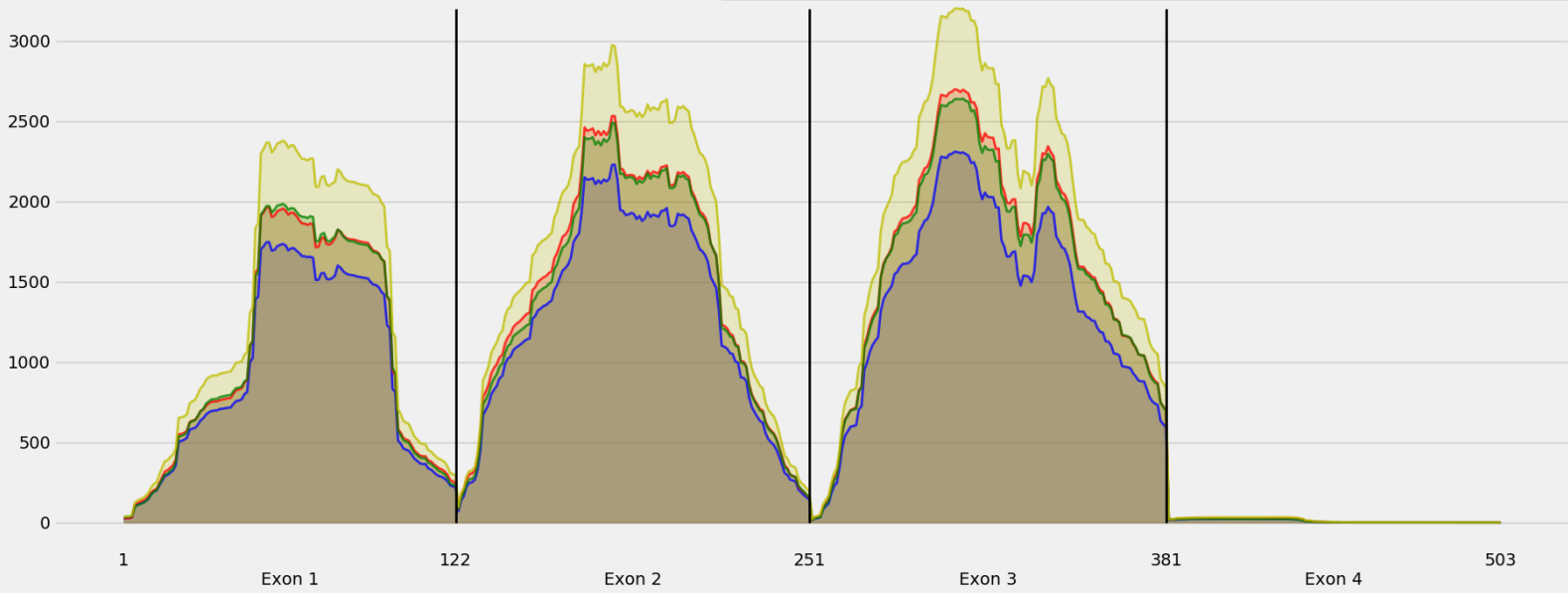


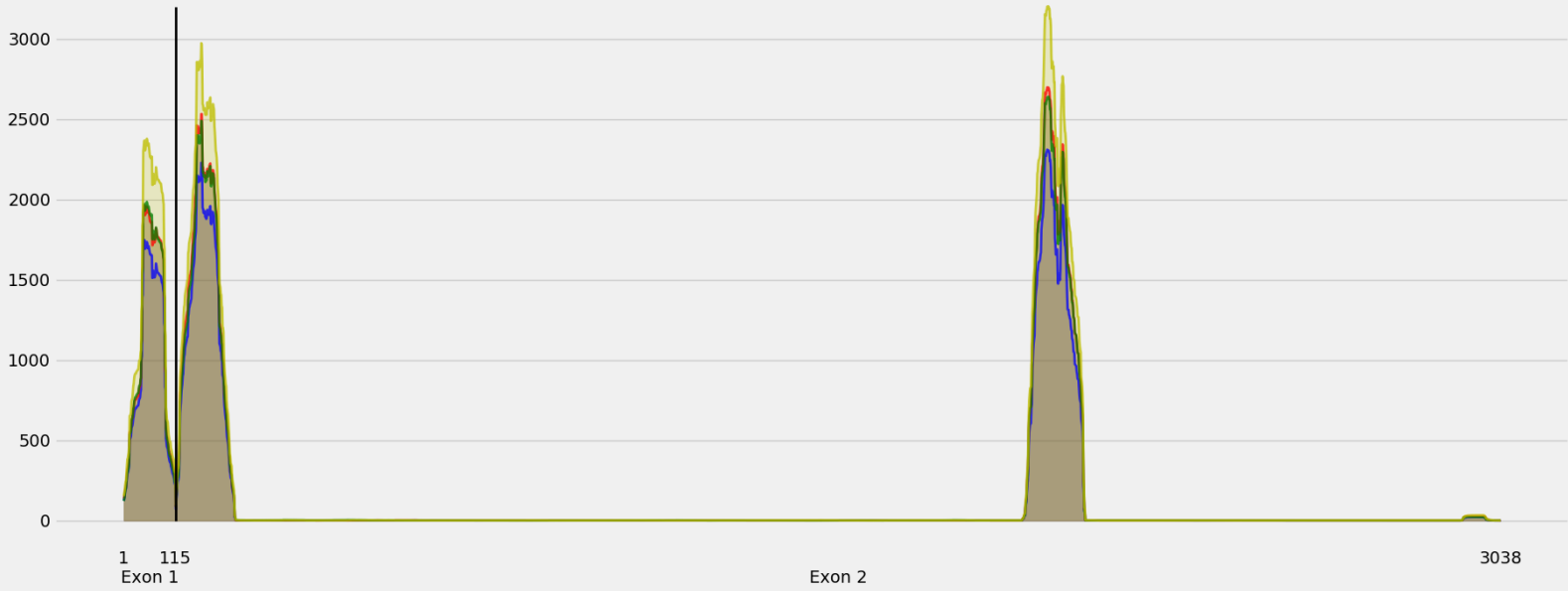
Coverage for chr15:35925886-35938246 - specific regions
Strand: Minus

9 months - #samples: 5 - aggregate mean coverage: 902.06 - sd between samples: 4.46
15 months - #samples: 5 - aggregate mean coverage: 1040.16 - sd between samples: 7.22
24 months - #samples: 5 - aggregate mean coverage: 1023.70 - sd between samples: 8.01
30 months - #samples: 5 - aggregate mean coverage: 1233.24 - sd between samples: 15.92



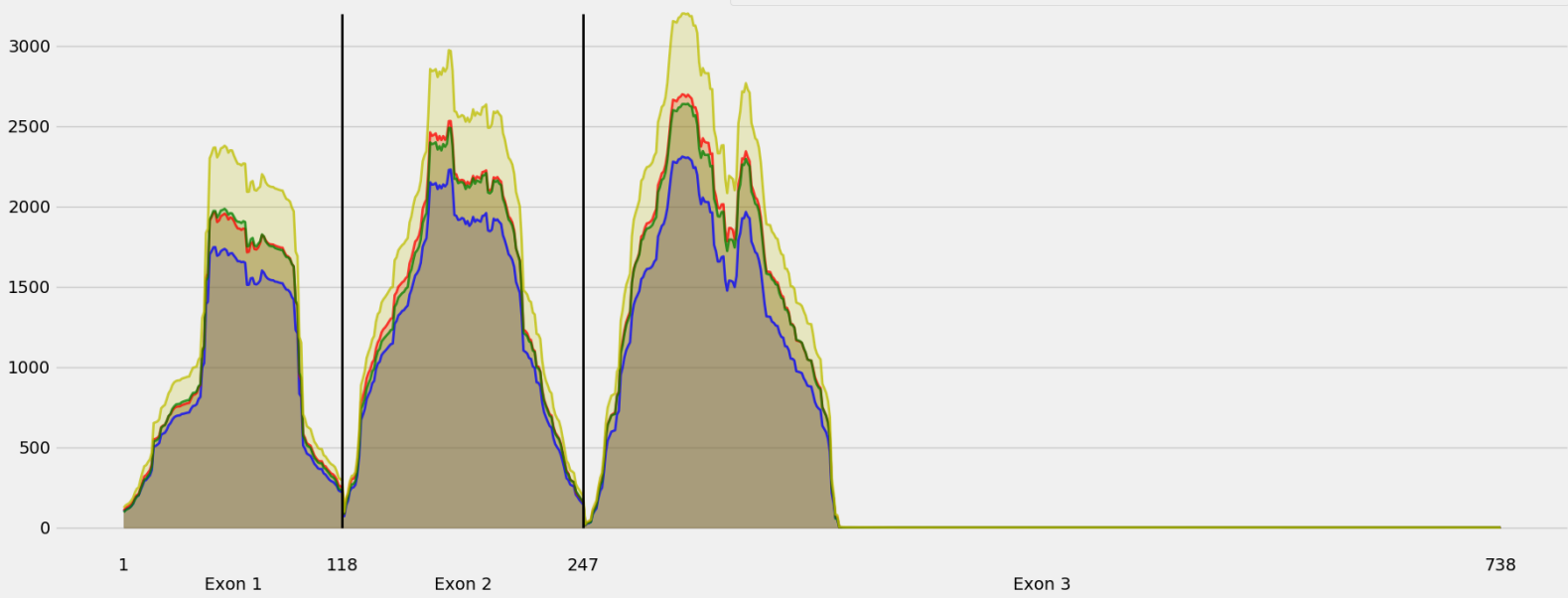
Coverage for chr15:35925886-35938246 - specific regions
Strand: Minus

9 months - #samples: 5 - aggregate mean coverage: 150.19 - sd between samples: 4.46
15 months - #samples: 5 - aggregate mean coverage: 173.09 - sd between samples: 7.22
24 months - #samples: 5 - aggregate mean coverage: 170.56 - sd between samples: 8.01
30 months - #samples: 5 - aggregate mean coverage: 205.32 - sd between samples: 15.92



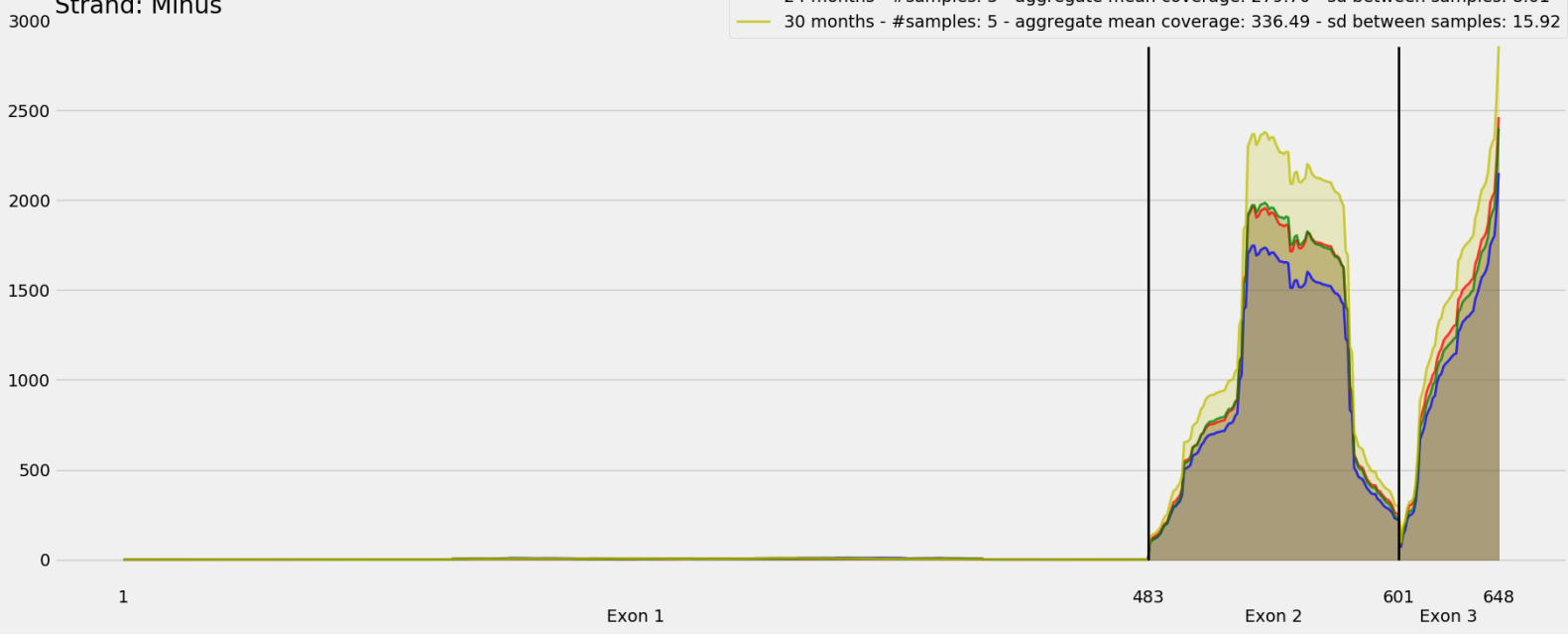
Coverage for chr15:35925886-35938246 - specific regions
Strand: Minus

9 months - #samples: 5 - aggregate mean coverage: 615.43 - sd between samples: 4.46
15 months - #samples: 5 - aggregate mean coverage: 709.54 - sd between samples: 7.22
24 months - #samples: 5 - aggregate mean coverage: 698.57 - sd between samples: 8.01
30 months - #samples: 5 - aggregate mean coverage: 841.14 - sd between samples: 15.92



Coverage for chr15:35925886-35938246 - specific regions
Strand: Minus

9 months - #samples: 5 - aggregate mean coverage: 251.55 - sd between samples: 4.46
15 months - #samples: 5 - aggregate mean coverage: 283.51 - sd between samples: 7.22
24 months - #samples: 5 - aggregate mean coverage: 279.70 - sd between samples: 8.01
30 months - #samples: 5 - aggregate mean coverage: 336.49 - sd between samples: 15.92



Coverage for chr15:35925886-35938246 - specific regions
Strand: Minus

9 months - #samples: 5 - aggregate mean coverage: 472.04 - sd between samples: 4.46
15 months - #samples: 5 - aggregate mean coverage: 557.39 - sd between samples: 7.22
24 months - #samples: 5 - aggregate mean coverage: 547.15 - sd between samples: 8.01
30 months - #samples: 5 - aggregate mean coverage: 660.28 - sd between samples: 15.92

