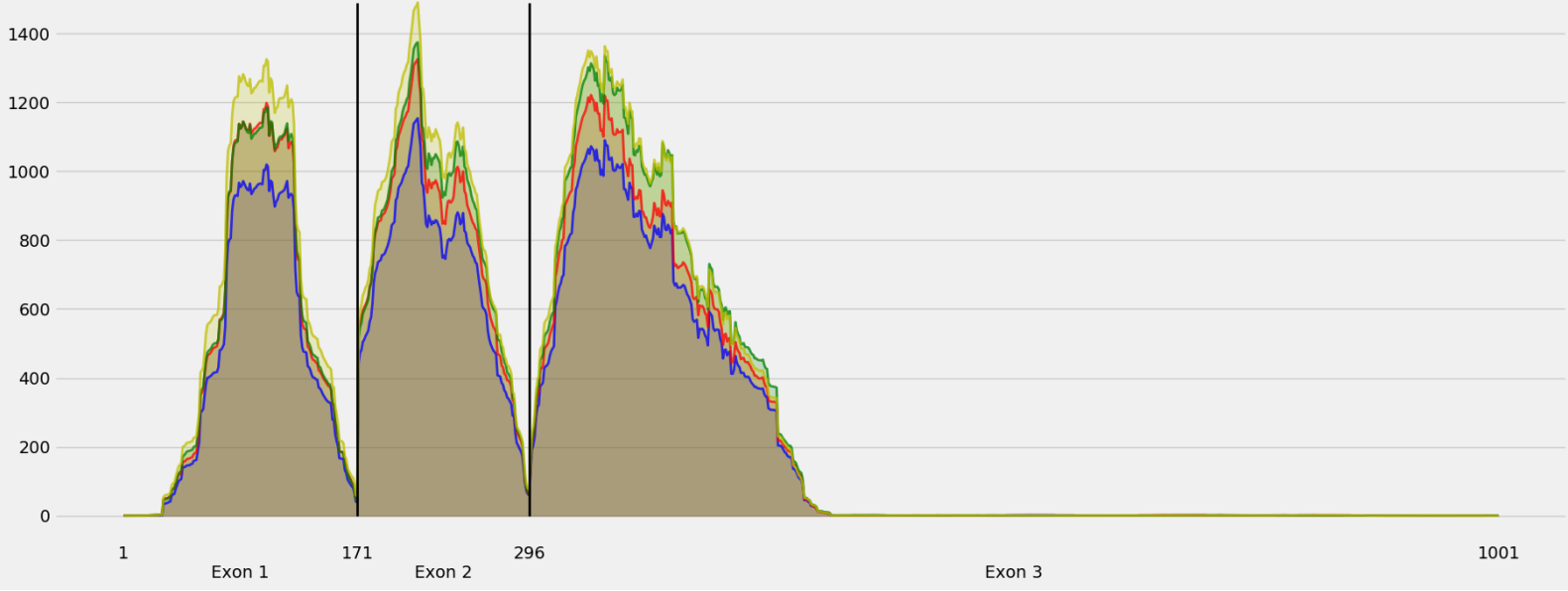


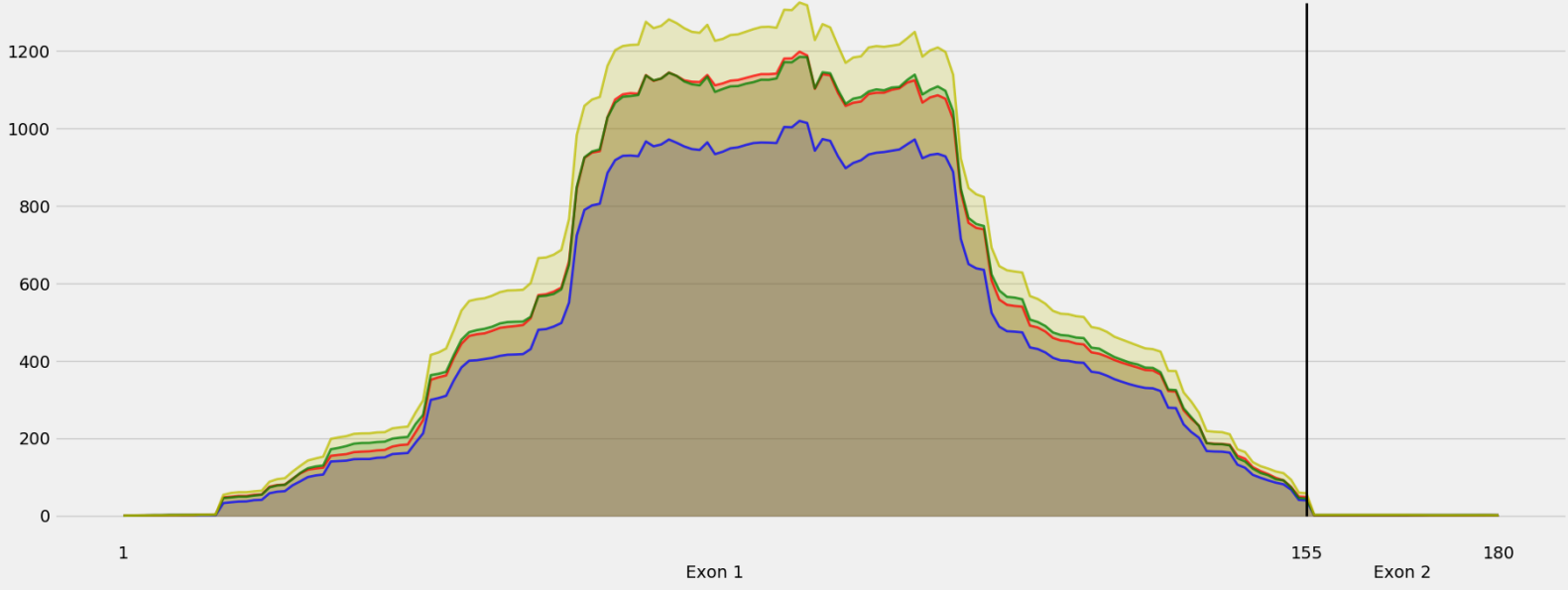
Coverage for chrX:106015700-106022450 - specific regions  
Strand: Plus

9 months - #samples: 5 - aggregate mean coverage: 282.43 - sd between samples: 7.12  
15 months - #samples: 5 - aggregate mean coverage: 320.20 - sd between samples: 10.40  
24 months - #samples: 5 - aggregate mean coverage: 340.47 - sd between samples: 20.18  
30 months - #samples: 5 - aggregate mean coverage: 359.66 - sd between samples: 15.35



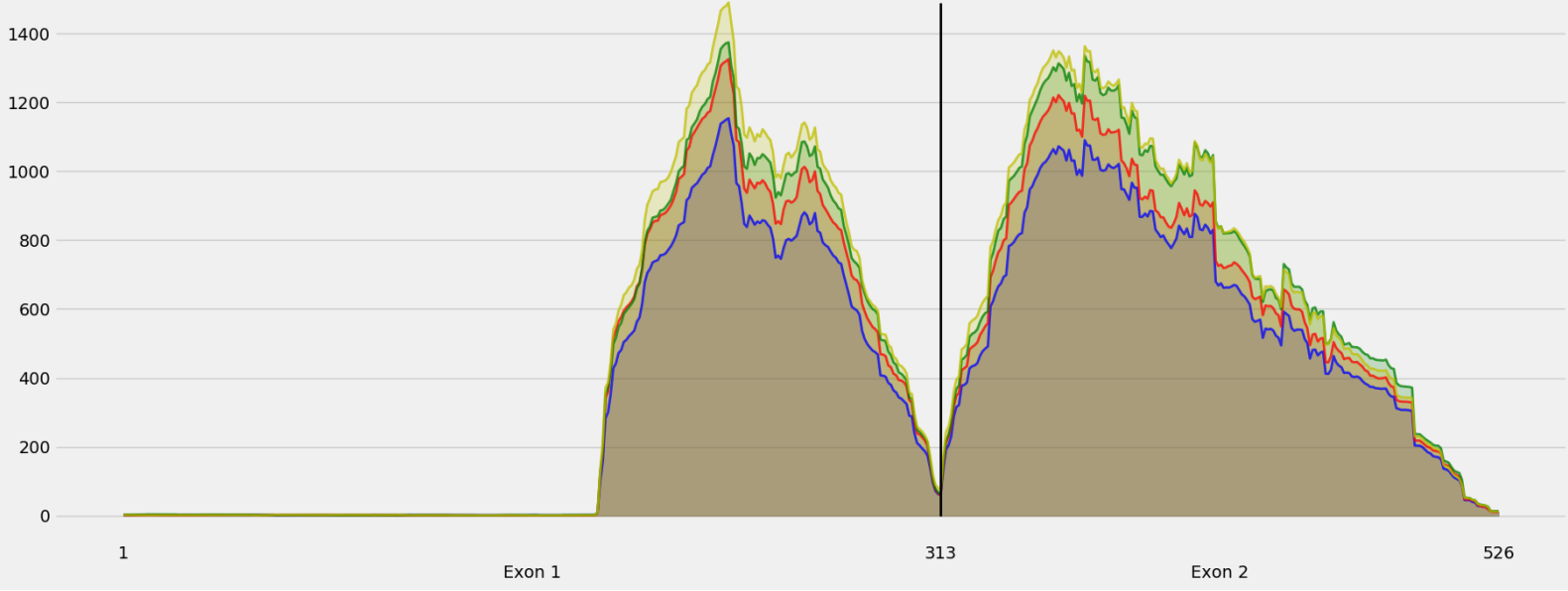
Coverage for chrX:106015700-106022450 - specific regions  
Strand: Plus

9 months - #samples: 5 - aggregate mean coverage: 400.67 - sd between samples: 7.12  
15 months - #samples: 5 - aggregate mean coverage: 467.79 - sd between samples: 10.40  
24 months - #samples: 5 - aggregate mean coverage: 471.63 - sd between samples: 20.18  
30 months - #samples: 5 - aggregate mean coverage: 530.04 - sd between samples: 15.35



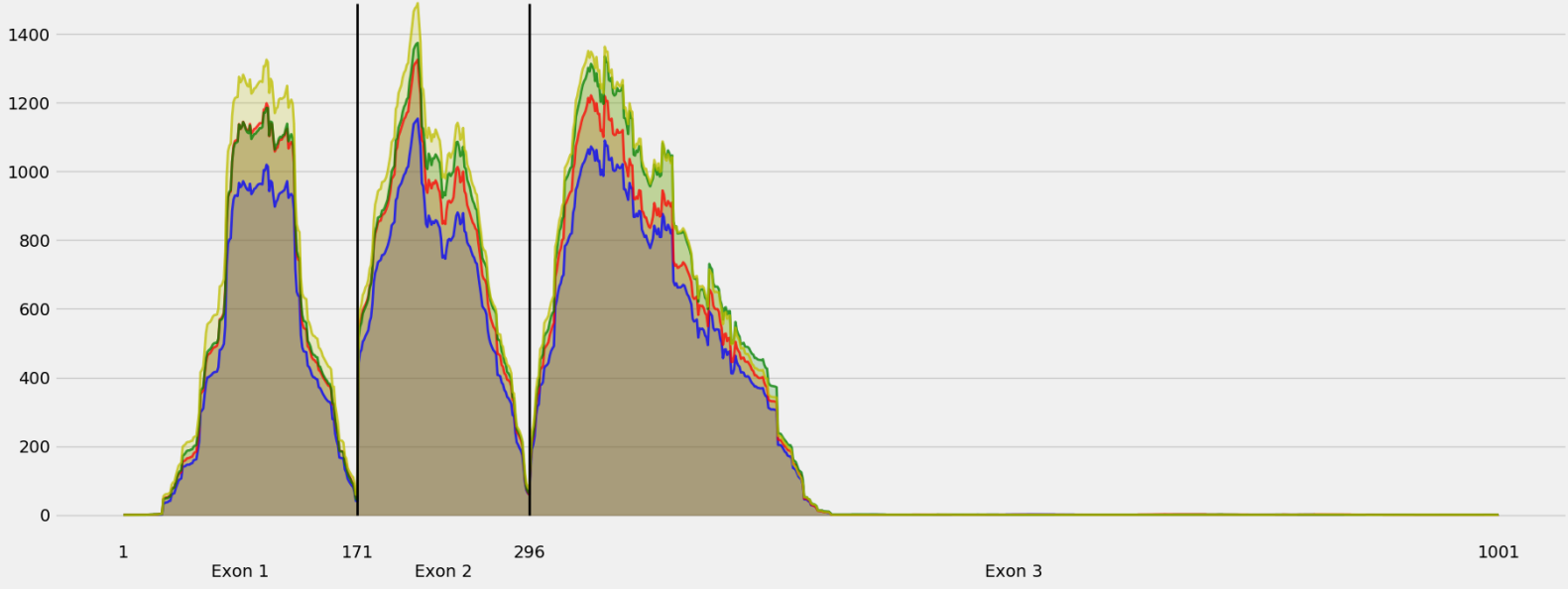
Coverage for chrX:106015700-106022450 - specific regions  
Strand: Plus

9 months - #samples: 5 - aggregate mean coverage: 403.51 - sd between samples: 7.12  
15 months - #samples: 5 - aggregate mean coverage: 452.82 - sd between samples: 10.40  
24 months - #samples: 5 - aggregate mean coverage: 490.29 - sd between samples: 20.18  
30 months - #samples: 5 - aggregate mean coverage: 507.13 - sd between samples: 15.35



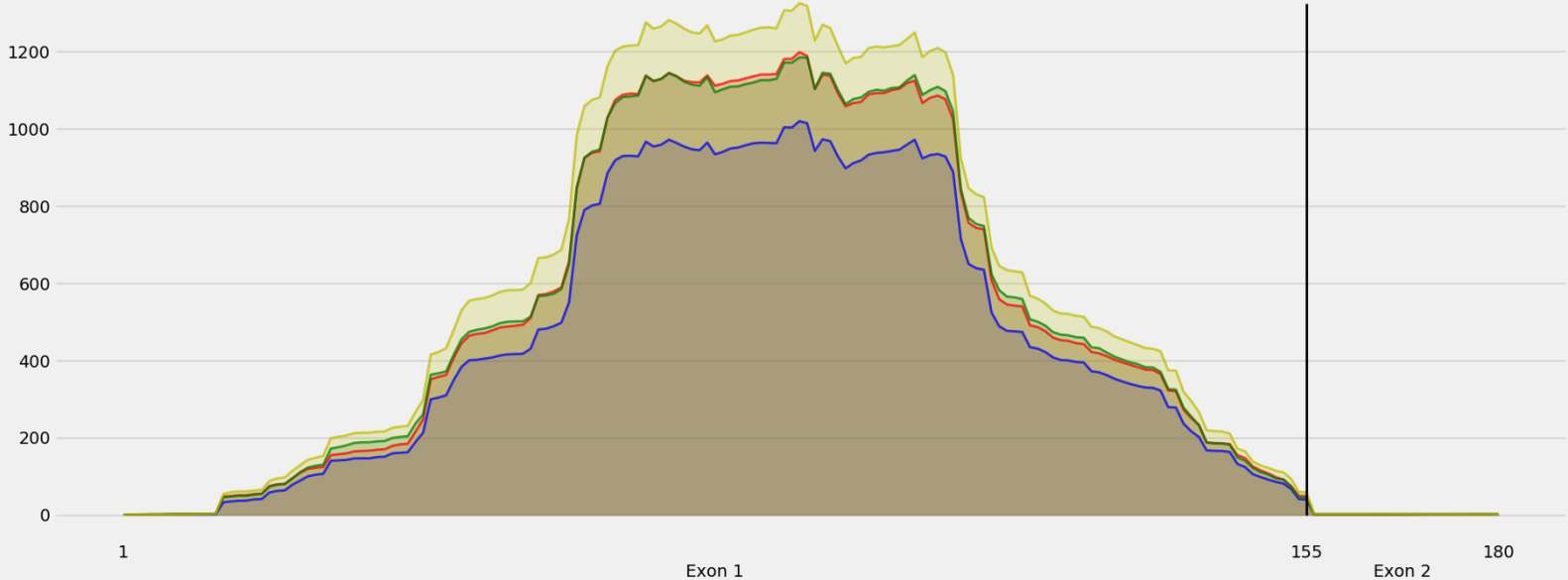
Coverage for chrX:106015700-106022450 - specific regions  
Strand: Plus

9 months - #samples: 5 - aggregate mean coverage: 282.43 - sd between samples: 7.12  
15 months - #samples: 5 - aggregate mean coverage: 320.20 - sd between samples: 10.40  
24 months - #samples: 5 - aggregate mean coverage: 340.47 - sd between samples: 20.18  
30 months - #samples: 5 - aggregate mean coverage: 359.66 - sd between samples: 15.35



Coverage for chrX:106015700-106022450 - specific regions  
Strand: Plus

9 months - #samples: 5 - aggregate mean coverage: 400.67 - sd between samples: 7.12  
15 months - #samples: 5 - aggregate mean coverage: 467.79 - sd between samples: 10.40  
24 months - #samples: 5 - aggregate mean coverage: 471.63 - sd between samples: 20.18  
30 months - #samples: 5 - aggregate mean coverage: 530.04 - sd between samples: 15.35



Coverage for chrX:106015700-106022450 - specific regions  
Strand: Plus

9 months - #samples: 5 - aggregate mean coverage: 403.51 - sd between samples: 7.12  
15 months - #samples: 5 - aggregate mean coverage: 452.82 - sd between samples: 10.40  
24 months - #samples: 5 - aggregate mean coverage: 490.29 - sd between samples: 20.18  
30 months - #samples: 5 - aggregate mean coverage: 507.13 - sd between samples: 15.35

