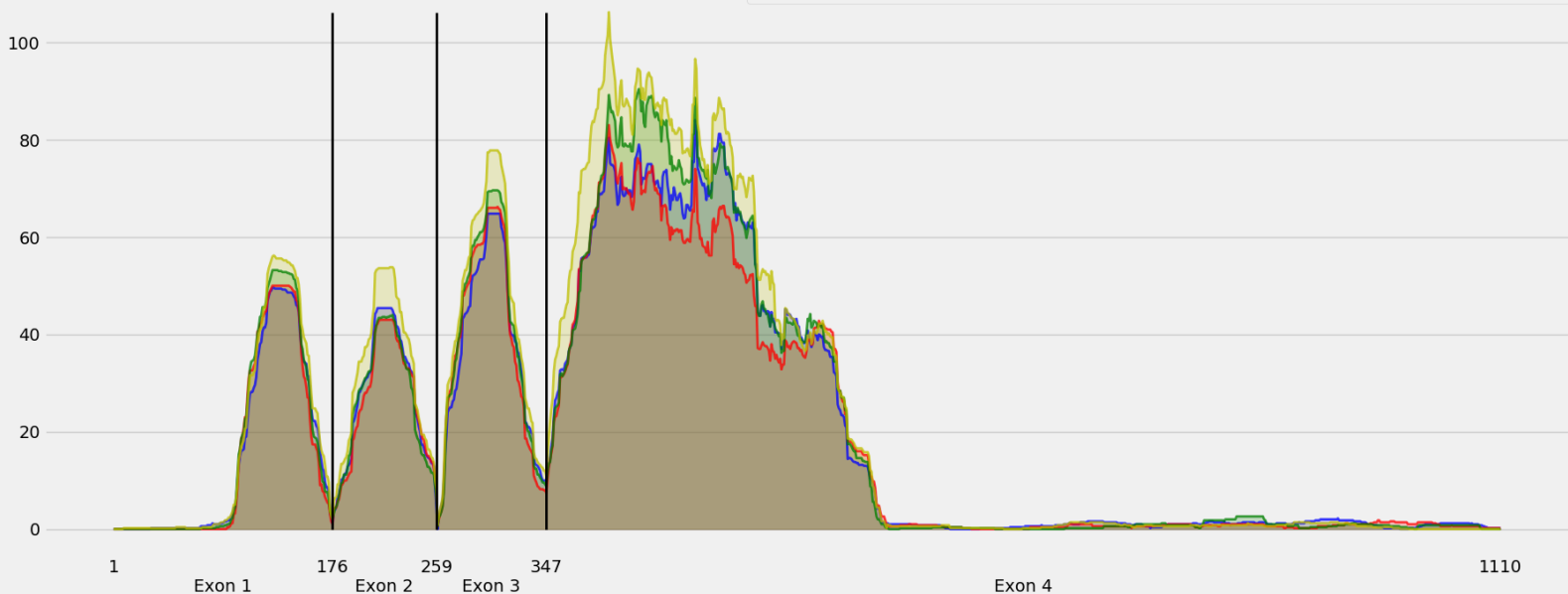


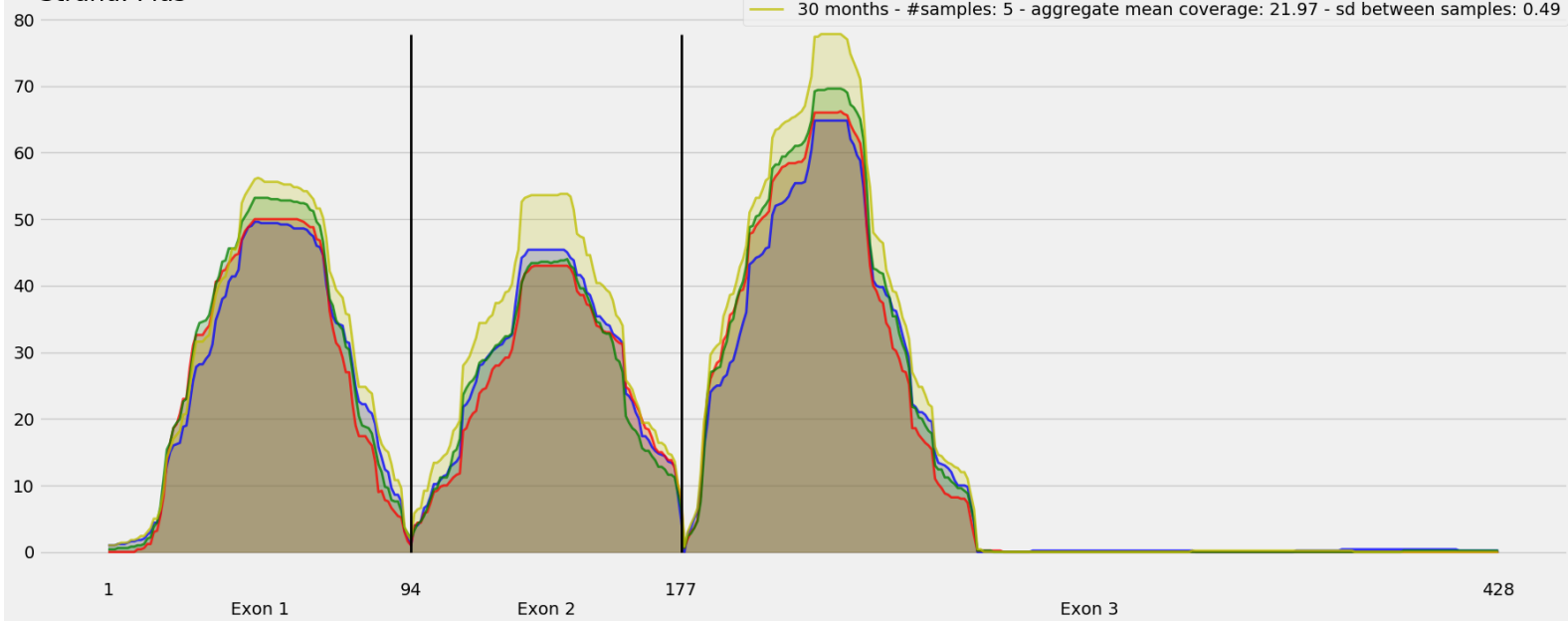
Coverage for chr10:94198955-94221443 - specific regions
Strand: Plus

9 months - #samples: 5 - aggregate mean coverage: 20.04 - sd between samples: 0.10
15 months - #samples: 5 - aggregate mean coverage: 19.11 - sd between samples: 0.10
24 months - #samples: 5 - aggregate mean coverage: 20.90 - sd between samples: 0.19
30 months - #samples: 5 - aggregate mean coverage: 23.38 - sd between samples: 0.49



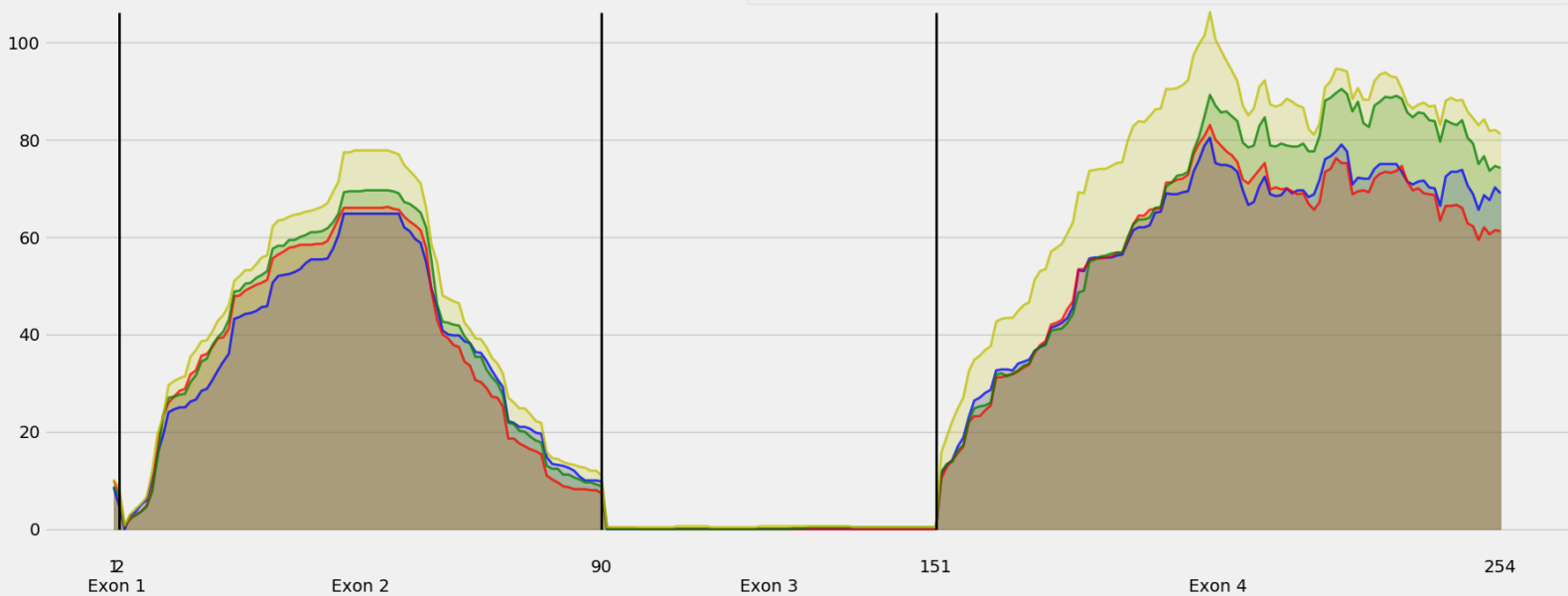
Coverage for chr10:94198955-94221443 - specific region
Strand: Plus

9 months - #samples: 5 - aggregate mean coverage: 18.84 - sd between samples: 0.10
15 months - #samples: 5 - aggregate mean coverage: 18.60 - sd between samples: 0.10
24 months - #samples: 5 - aggregate mean coverage: 19.54 - sd between samples: 0.19
30 months - #samples: 5 - aggregate mean coverage: 21.97 - sd between samples: 0.49



Coverage for chr10:94198955-94221443 - specific regions
Strand: Plus

9 months - #samples: 5 - aggregate mean coverage: 37.04 - sd between samples: 0.10
15 months - #samples: 5 - aggregate mean coverage: 37.02 - sd between samples: 0.10
24 months - #samples: 5 - aggregate mean coverage: 40.48 - sd between samples: 0.19
30 months - #samples: 5 - aggregate mean coverage: 46.38 - sd between samples: 0.49



Coverage for chr10:94198955-94221443 - specific regions
Strand: Plus

9 months - #samples: 5 - aggregate mean coverage: 38.49 - sd between samples: 0.10
15 months - #samples: 5 - aggregate mean coverage: 36.88 - sd between samples: 0.10
24 months - #samples: 5 - aggregate mean coverage: 40.42 - sd between samples: 0.19
30 months - #samples: 5 - aggregate mean coverage: 45.32 - sd between samples: 0.49

