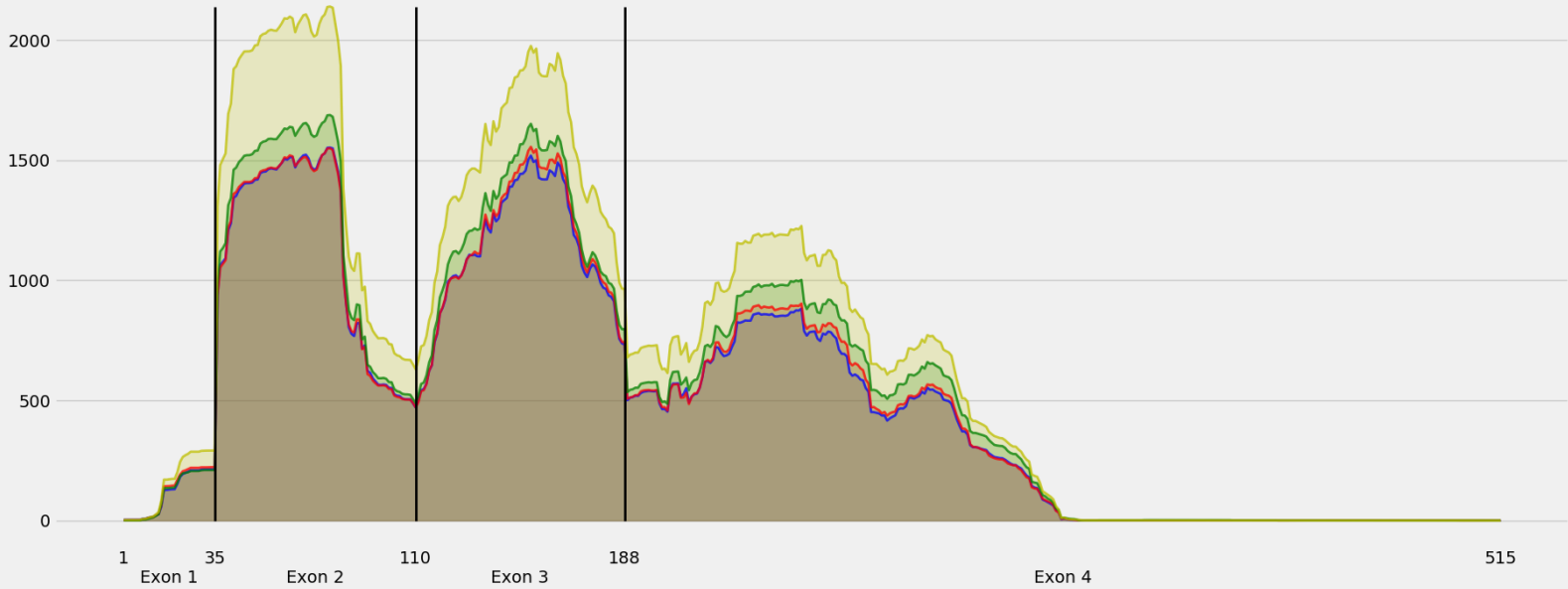


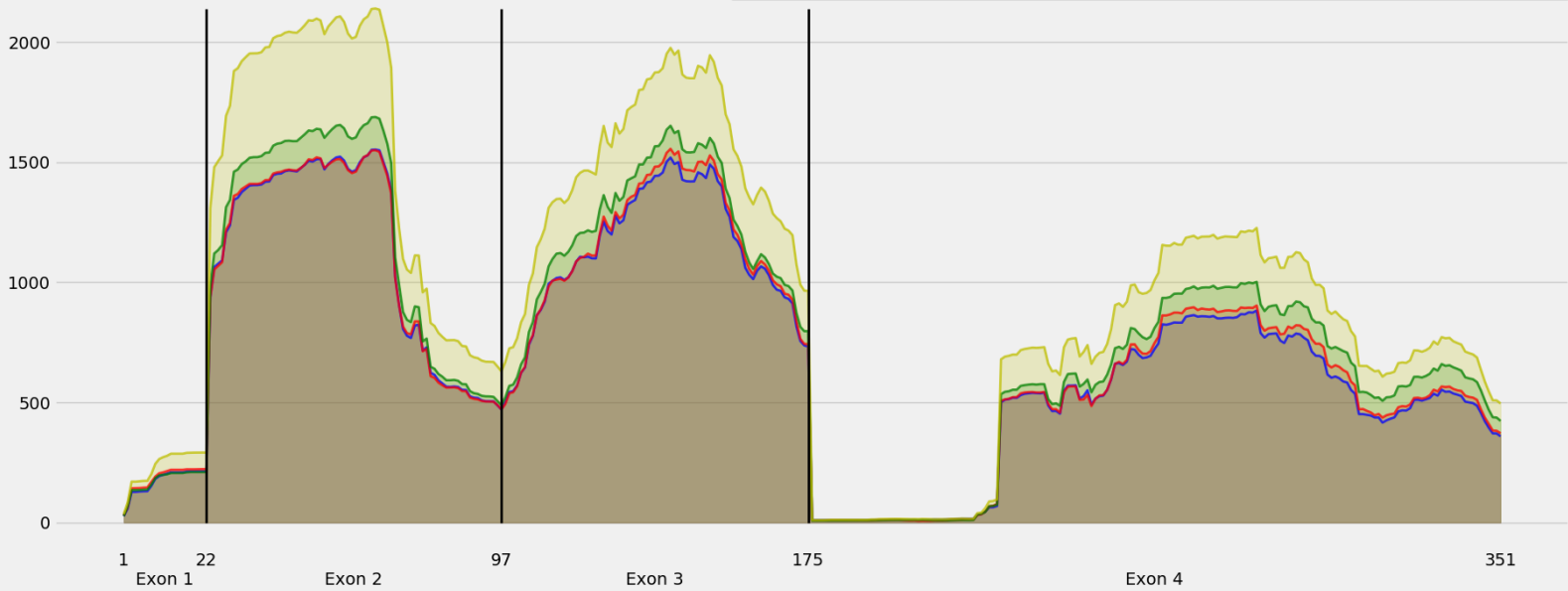
Coverage for chr7:3617373-3620327 - specific regions  
Strand: Plus

9 months - #samples: 5 - aggregate mean coverage: 511.07 - sd between samples: 12.74  
15 months - #samples: 5 - aggregate mean coverage: 519.07 - sd between samples: 11.37  
24 months - #samples: 5 - aggregate mean coverage: 562.28 - sd between samples: 16.79  
30 months - #samples: 5 - aggregate mean coverage: 694.01 - sd between samples: 35.72



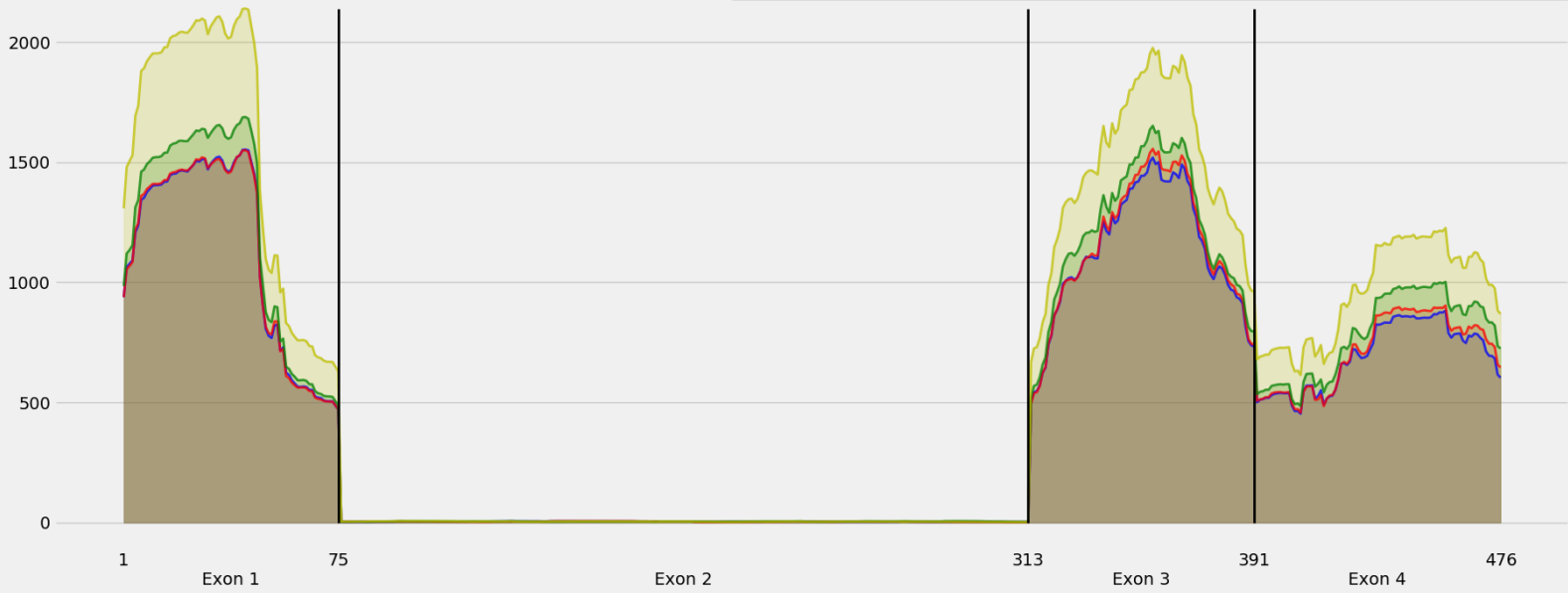
Coverage for chr7:3617373-3620327 - specific regions  
Strand: Plus

9 months - #samples: 5 - aggregate mean coverage: 731.76 - sd between samples: 12.74  
15 months - #samples: 5 - aggregate mean coverage: 743.52 - sd between samples: 11.37  
24 months - #samples: 5 - aggregate mean coverage: 802.97 - sd between samples: 16.79  
30 months - #samples: 5 - aggregate mean coverage: 994.08 - sd between samples: 35.72



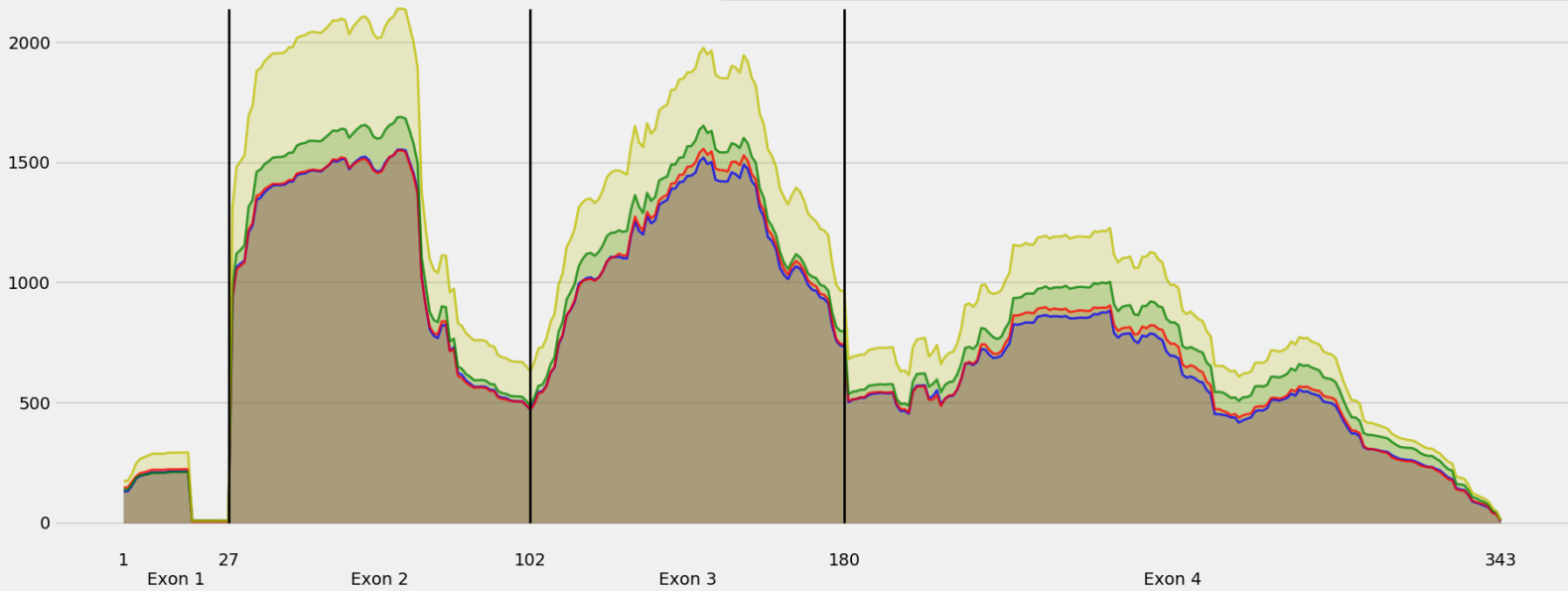
Coverage for chr7:3617373-3620327 - specific regions  
Strand: Plus

9 months - #samples: 5 - aggregate mean coverage: 487.84 - sd between samples: 12.74  
15 months - #samples: 5 - aggregate mean coverage: 494.44 - sd between samples: 11.37  
24 months - #samples: 5 - aggregate mean coverage: 532.05 - sd between samples: 16.79  
30 months - #samples: 5 - aggregate mean coverage: 659.55 - sd between samples: 35.72



Coverage for chr7:3617373-3620327 - specific regions  
Strand: Plus

9 months - #samples: 5 - aggregate mean coverage: 765.52 - sd between samples: 12.74  
15 months - #samples: 5 - aggregate mean coverage: 777.34 - sd between samples: 11.37  
24 months - #samples: 5 - aggregate mean coverage: 842.42 - sd between samples: 16.79  
30 months - #samples: 5 - aggregate mean coverage: 1039.84 - sd between samples: 35.72



Coverage for chr7:3617373-3620327 - specific regions  
Strand: Plus

9 months - #samples: 5 - aggregate mean coverage: 338.78 - sd between samples: 12.74  
15 months - #samples: 5 - aggregate mean coverage: 343.98 - sd between samples: 11.37  
24 months - #samples: 5 - aggregate mean coverage: 372.65 - sd between samples: 16.79  
30 months - #samples: 5 - aggregate mean coverage: 458.81 - sd between samples: 35.72



Coverage for chr7:3617373-3620327 - specific regions  
Strand: Plus

9 months - #samples: 5 - aggregate mean coverage: 654.72 - sd between samples: 12.74  
15 months - #samples: 5 - aggregate mean coverage: 656.10 - sd between samples: 11.37  
24 months - #samples: 5 - aggregate mean coverage: 704.03 - sd between samples: 16.79  
30 months - #samples: 5 - aggregate mean coverage: 900.11 - sd between samples: 35.72

