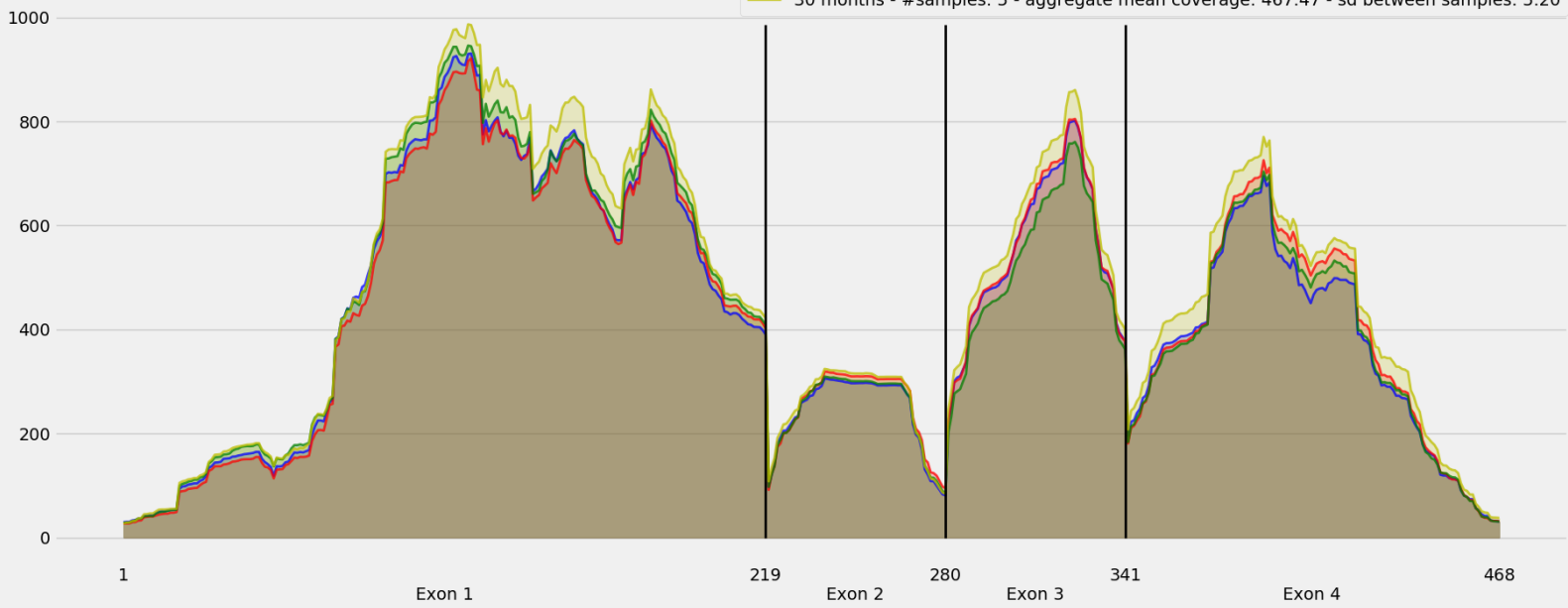


Coverage for chr6:11900292-11907497 - specific region
Strand: Minus

9 months - #samples: 5 - aggregate mean coverage: 429.95 - sd between samples: 3.58
15 months - #samples: 5 - aggregate mean coverage: 432.65 - sd between samples: 2.75
24 months - #samples: 5 - aggregate mean coverage: 435.07 - sd between samples: 5.76
30 months - #samples: 5 - aggregate mean coverage: 467.47 - sd between samples: 5.20



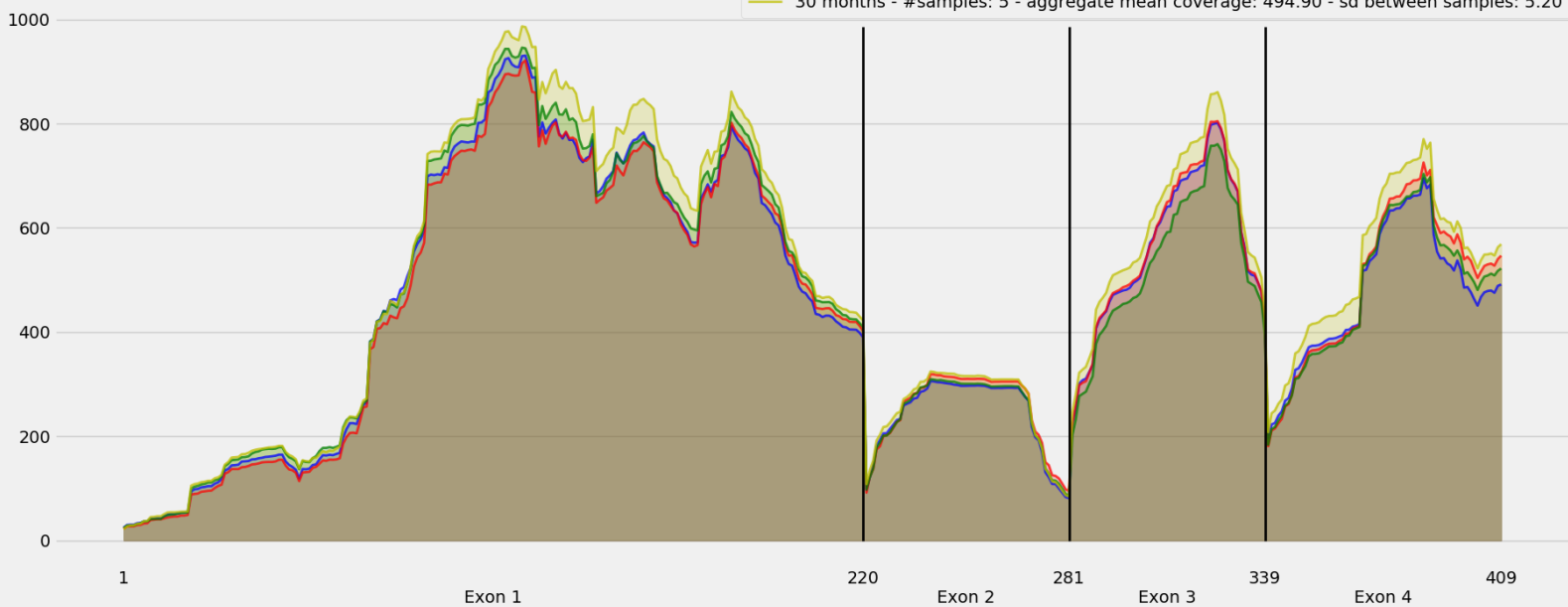
Coverage for chr6:11900292-11907497 - specific regions
Strand: Minus

9 months - #samples: 5 - aggregate mean coverage: 168.01 - sd between samples: 3.58
15 months - #samples: 5 - aggregate mean coverage: 168.88 - sd between samples: 2.75
24 months - #samples: 5 - aggregate mean coverage: 169.72 - sd between samples: 5.76
30 months - #samples: 5 - aggregate mean coverage: 182.46 - sd between samples: 5.20



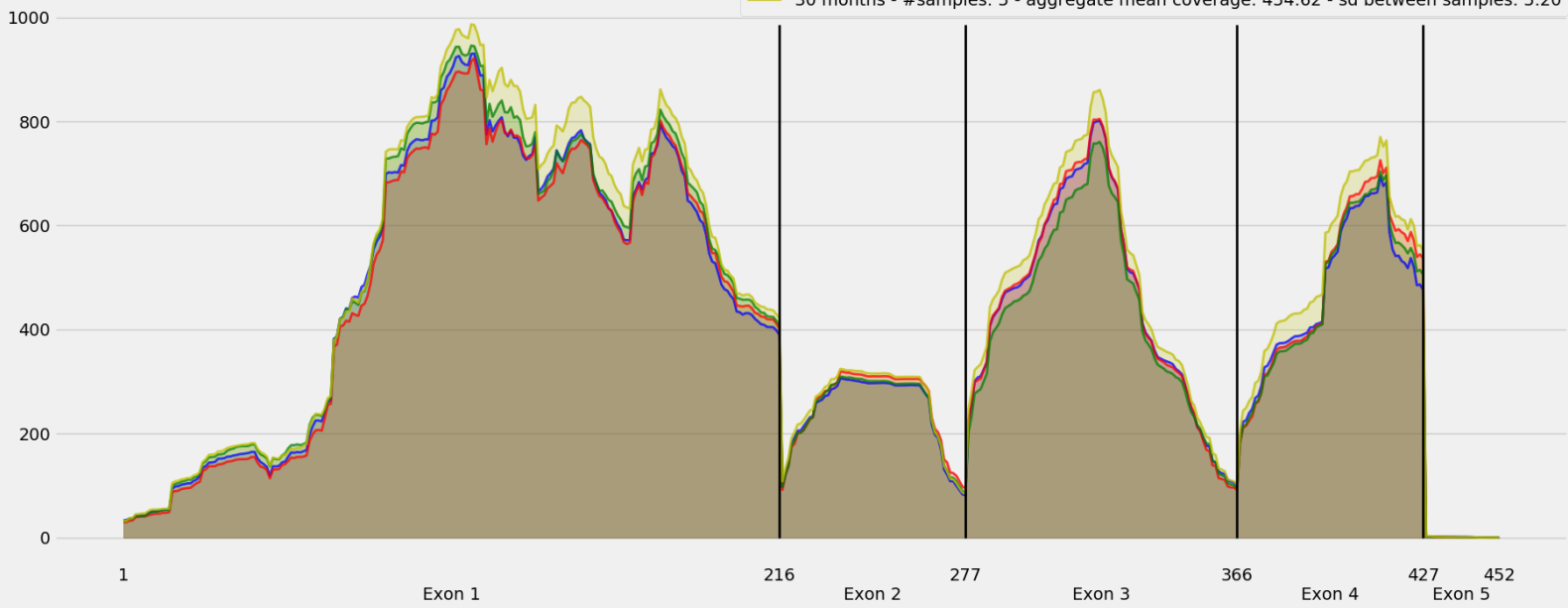
Coverage for chr6:11900292-11907497 - specific region
Strand: Minus

9 months - #samples: 5 - aggregate mean coverage: 457.33 - sd between samples: 3.58
15 months - #samples: 5 - aggregate mean coverage: 458.32 - sd between samples: 2.75
24 months - #samples: 5 - aggregate mean coverage: 462.48 - sd between samples: 5.76
30 months - #samples: 5 - aggregate mean coverage: 494.90 - sd between samples: 5.20



Coverage for chr6:11900292-11907497 - specific region
Strand: Minus

9 months - #samples: 5 - aggregate mean coverage: 421.03 - sd between samples: 3.58
15 months - #samples: 5 - aggregate mean coverage: 420.54 - sd between samples: 2.75
24 months - #samples: 5 - aggregate mean coverage: 424.50 - sd between samples: 5.76
30 months - #samples: 5 - aggregate mean coverage: 454.62 - sd between samples: 5.20



Coverage for chr6:11900292-11907497 - specific region
Strand: Minus

9 months - #samples: 5 - aggregate mean coverage: 340.84 - sd between samples: 3.58
15 months - #samples: 5 - aggregate mean coverage: 342.68 - sd between samples: 2.75
24 months - #samples: 5 - aggregate mean coverage: 344.39 - sd between samples: 5.76
30 months - #samples: 5 - aggregate mean coverage: 370.36 - sd between samples: 5.20

