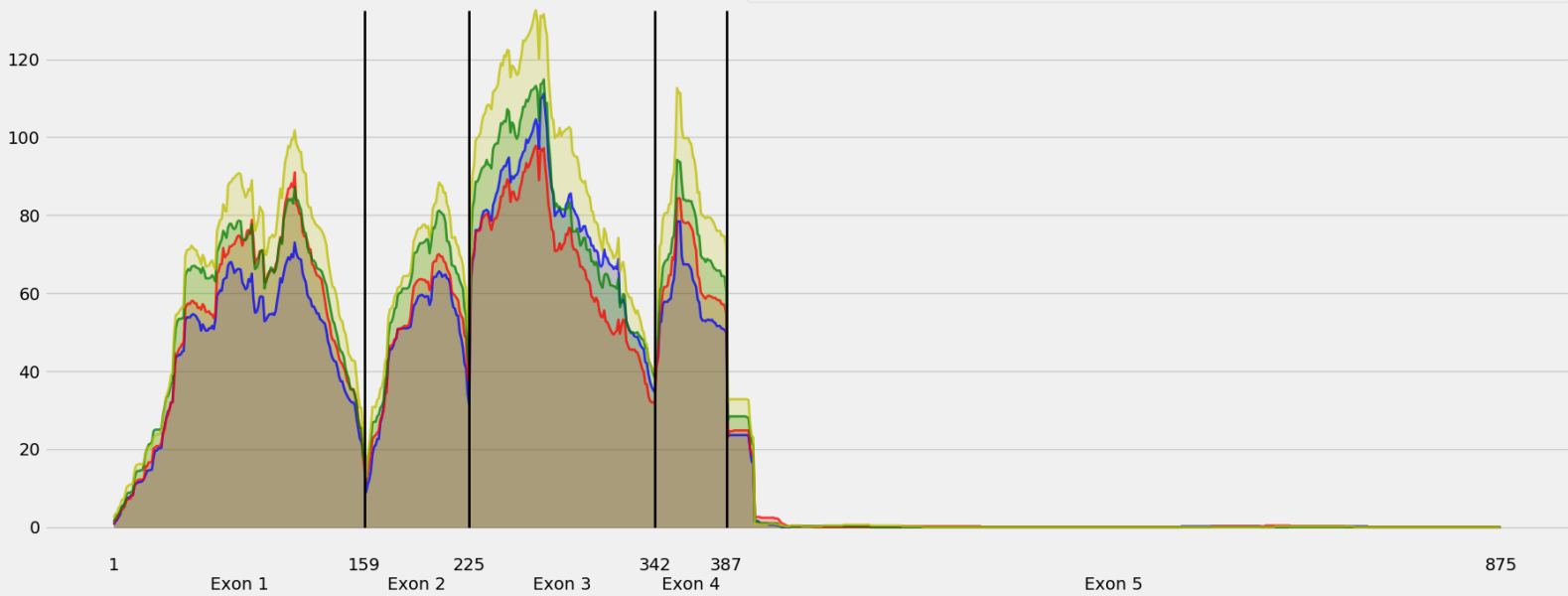


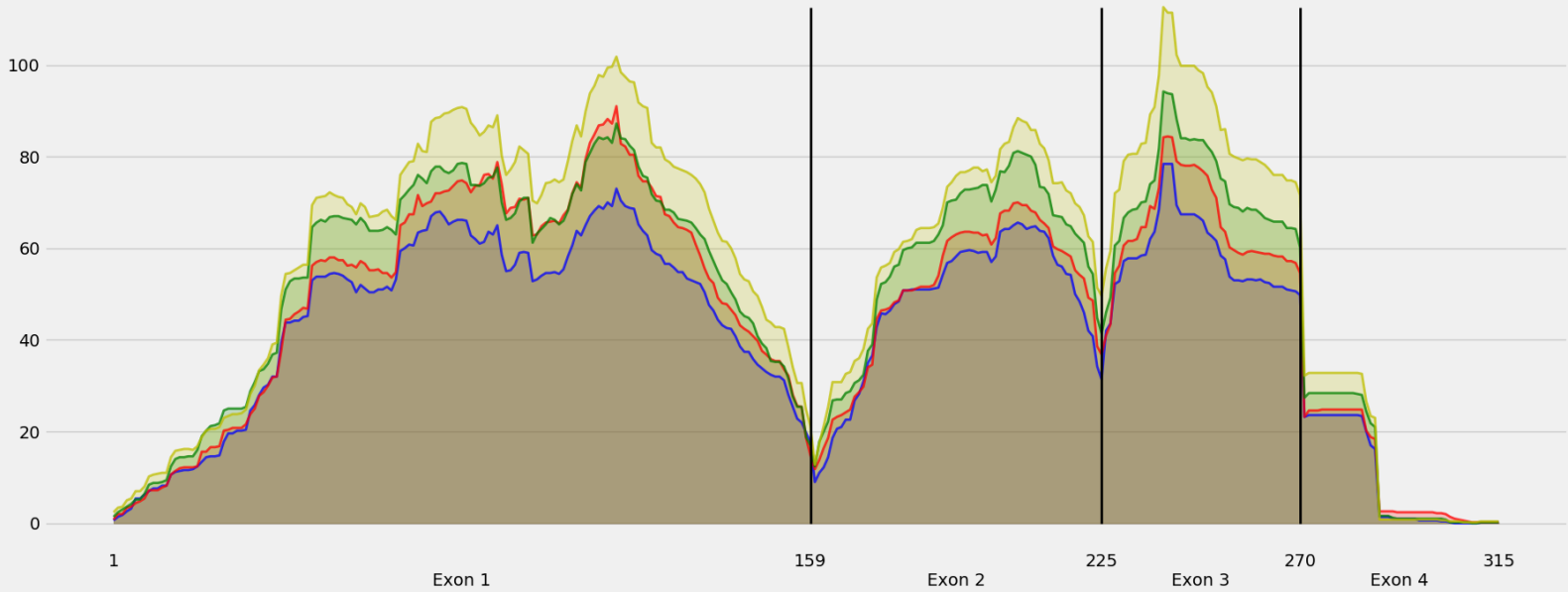
Coverage for chr6:24518666-24528013 - specific regions
Strand: Minus

9 months - #samples: 5 - aggregate mean coverage: 25.30 - sd between samples: 0.60
15 months - #samples: 5 - aggregate mean coverage: 25.97 - sd between samples: 0.49
24 months - #samples: 5 - aggregate mean coverage: 29.01 - sd between samples: 0.61
30 months - #samples: 5 - aggregate mean coverage: 33.08 - sd between samples: 1.29



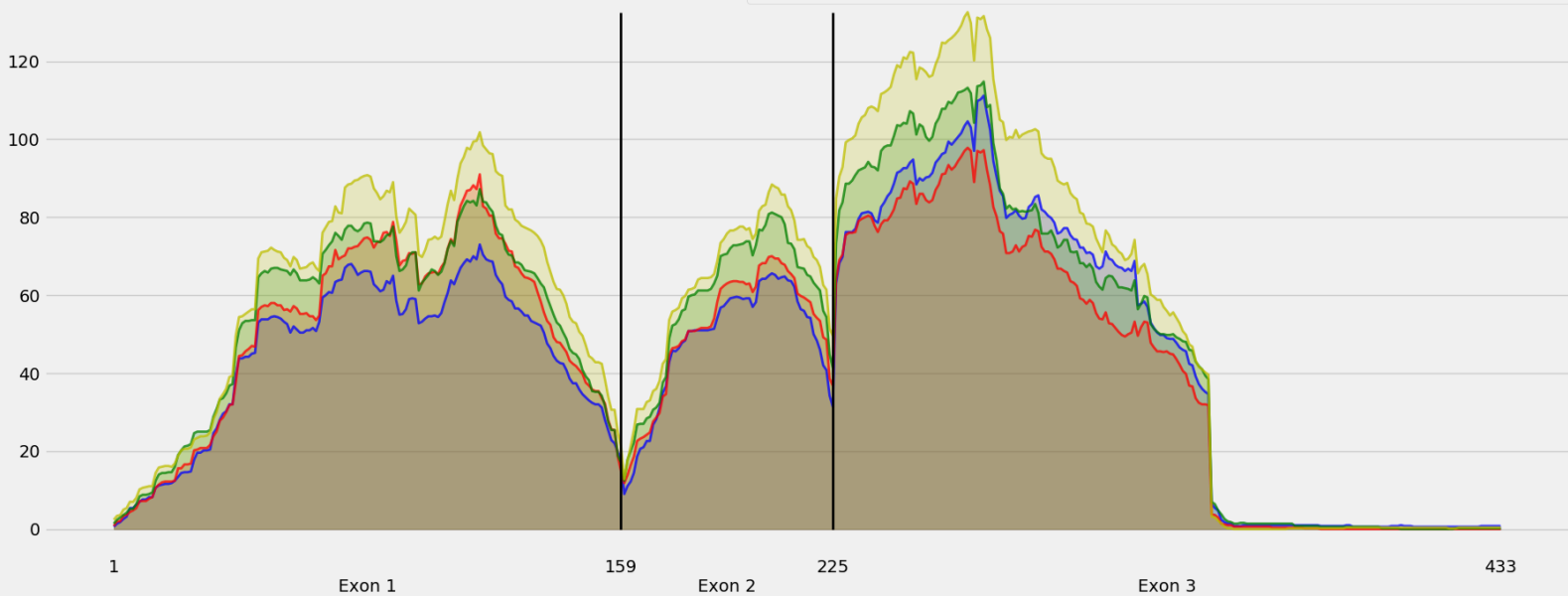
Coverage for chr6:24518666-24528013 - specific regions
Strand: Minus

9 months - #samples: 5 - aggregate mean coverage: 41.83 - sd between samples: 0.60
15 months - #samples: 5 - aggregate mean coverage: 46.50 - sd between samples: 0.49
24 months - #samples: 5 - aggregate mean coverage: 50.73 - sd between samples: 0.61
30 months - #samples: 5 - aggregate mean coverage: 57.15 - sd between samples: 1.29



Coverage for chr6:24518666-24528013 - specific regions
Strand: Minus

9 months - #samples: 5 - aggregate mean coverage: 44.27 - sd between samples: 0.60
15 months - #samples: 5 - aggregate mean coverage: 44.69 - sd between samples: 0.49
24 months - #samples: 5 - aggregate mean coverage: 50.14 - sd between samples: 0.61
30 months - #samples: 5 - aggregate mean coverage: 56.73 - sd between samples: 1.29



Coverage for chr6:24518666-24528013 - specific regions
Strand: Minus

9 months - #samples: 5 - aggregate mean coverage: 47.98 - sd between samples: 0.60
15 months - #samples: 5 - aggregate mean coverage: 49.15 - sd between samples: 0.49
24 months - #samples: 5 - aggregate mean coverage: 55.01 - sd between samples: 0.61
30 months - #samples: 5 - aggregate mean coverage: 62.66 - sd between samples: 1.29

