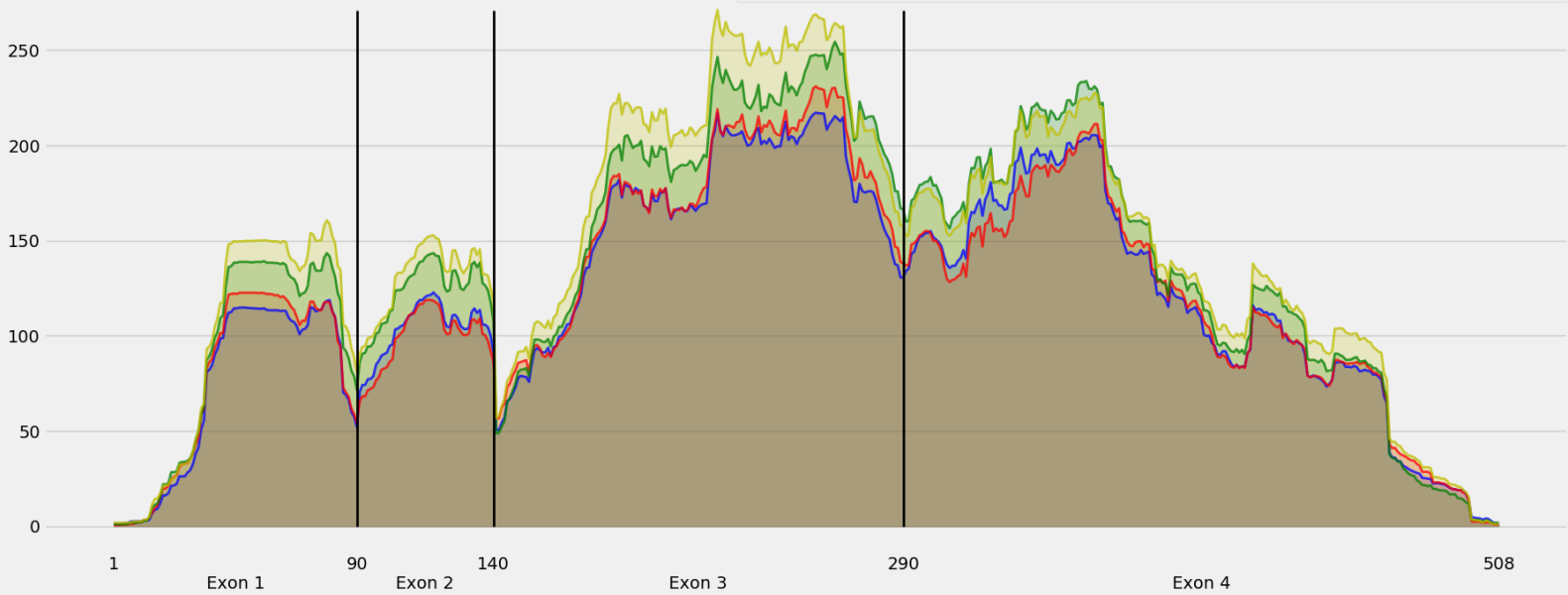


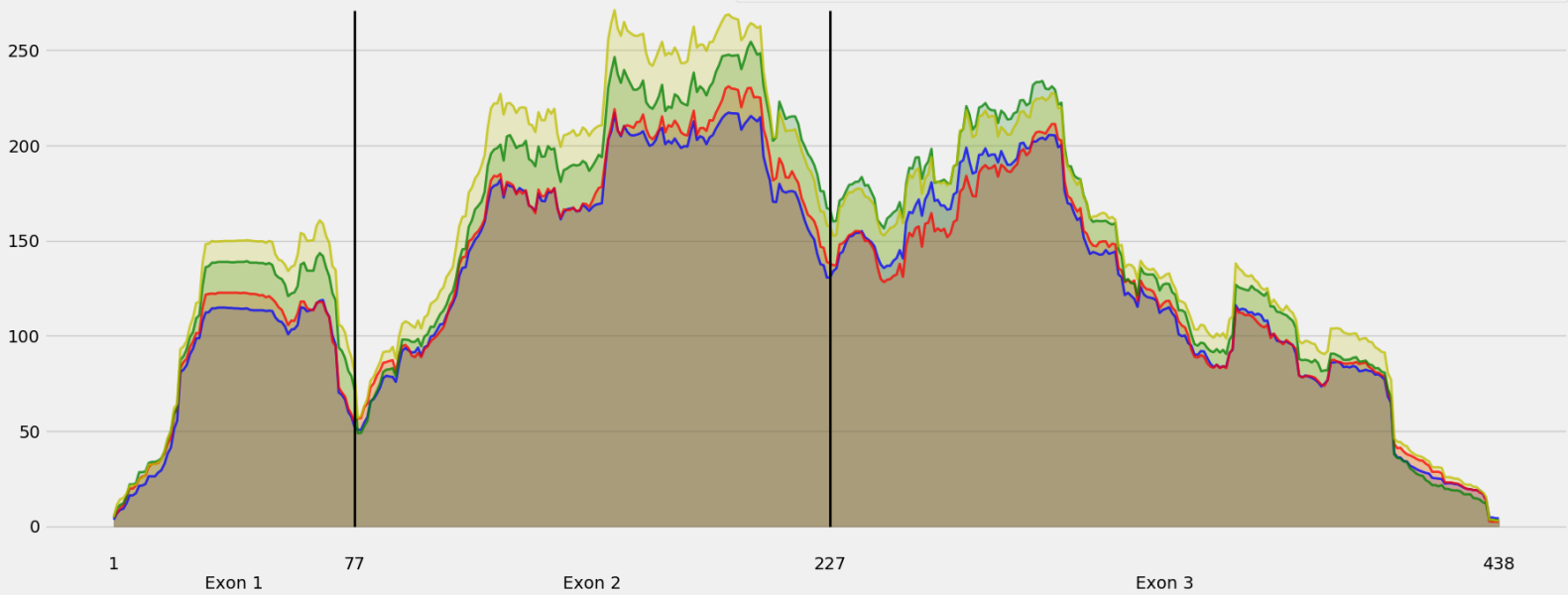
Coverage for chr17:33824591-33838316 - specific regions
Strand: Plus

9 months - #samples: 5 - aggregate mean coverage: 118.85 - sd between samples: 0.57
15 months - #samples: 5 - aggregate mean coverage: 120.23 - sd between samples: 0.84
24 months - #samples: 5 - aggregate mean coverage: 134.99 - sd between samples: 1.06
30 months - #samples: 5 - aggregate mean coverage: 142.47 - sd between samples: 1.32



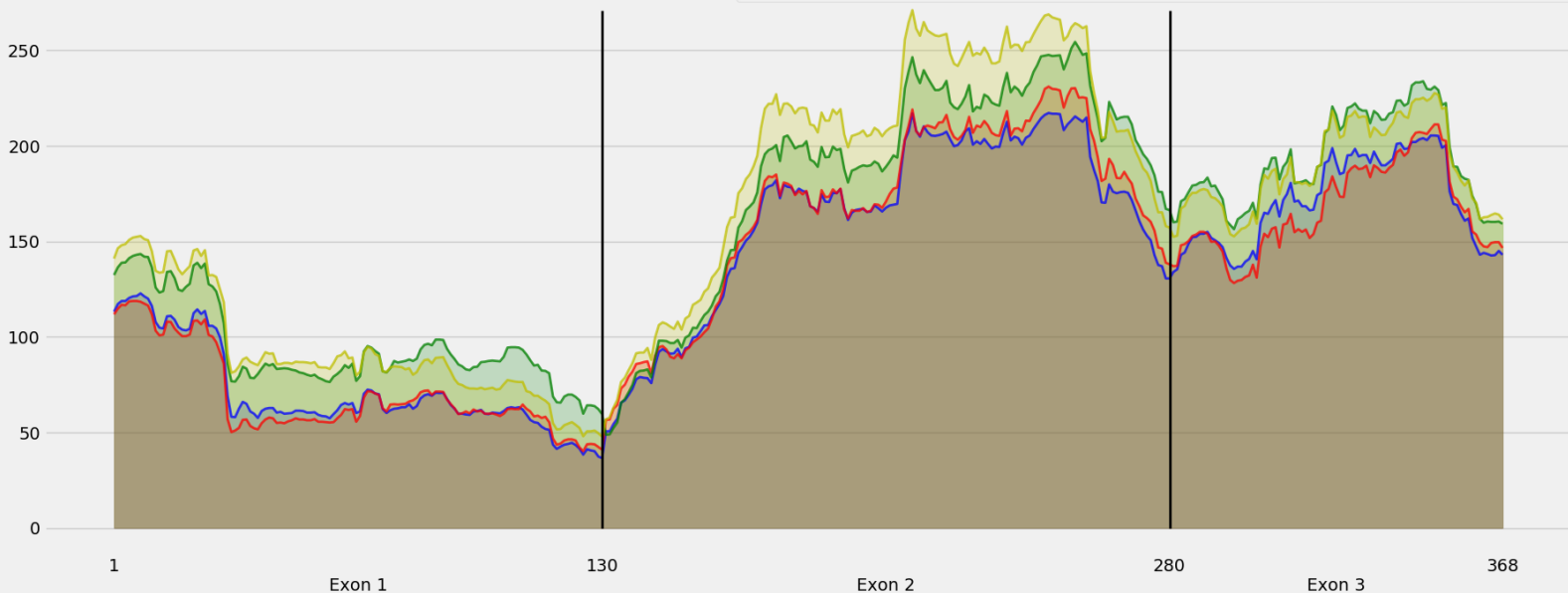
Coverage for chr17:33824591-33838316 - specific region
Strand: Plus

9 months - #samples: 5 - aggregate mean coverage: 125.94 - sd between samples: 0.57
15 months - #samples: 5 - aggregate mean coverage: 128.09 - sd between samples: 0.84
24 months - #samples: 5 - aggregate mean coverage: 142.43 - sd between samples: 1.06
30 months - #samples: 5 - aggregate mean coverage: 150.25 - sd between samples: 1.32



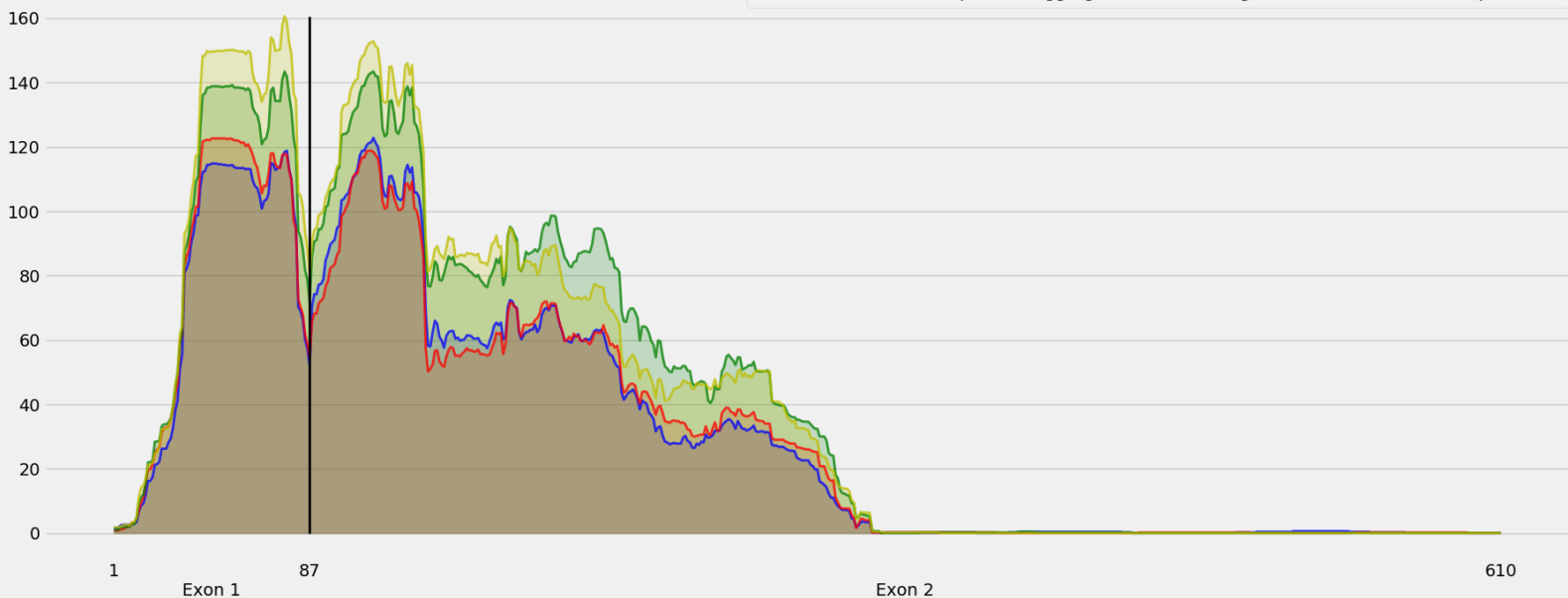
Coverage for chr17:33824591-33838316 - specific regions
Strand: Plus

9 months - #samples: 5 - aggregate mean coverage: 132.22 - sd between samples: 0.57
15 months - #samples: 5 - aggregate mean coverage: 132.77 - sd between samples: 0.84
24 months - #samples: 5 - aggregate mean coverage: 154.52 - sd between samples: 1.06
30 months - #samples: 5 - aggregate mean coverage: 158.97 - sd between samples: 1.32



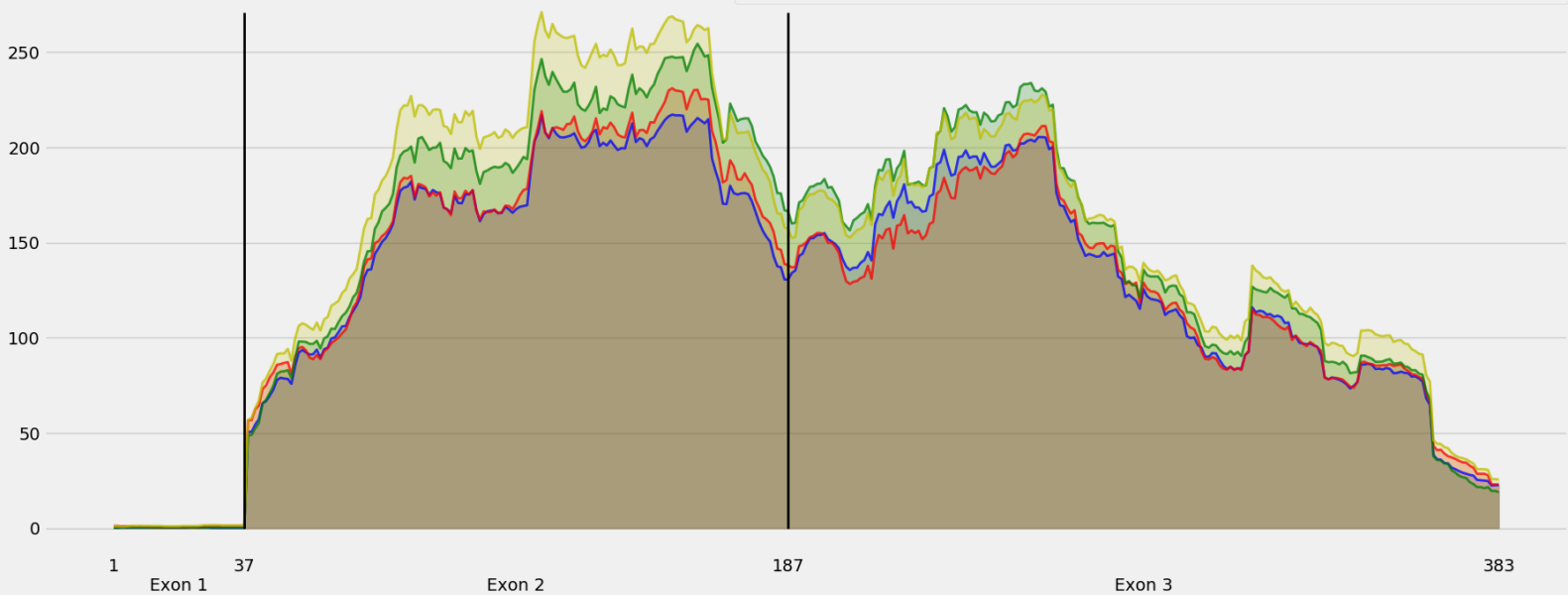
Coverage for chr17:33824591-33838316 - specific regions
Strand: Plus

9 months - #samples: 5 - aggregate mean coverage: 32.44 - sd between samples: 0.57
15 months - #samples: 5 - aggregate mean coverage: 32.97 - sd between samples: 0.84
24 months - #samples: 5 - aggregate mean coverage: 42.39 - sd between samples: 1.06
30 months - #samples: 5 - aggregate mean coverage: 42.87 - sd between samples: 1.32



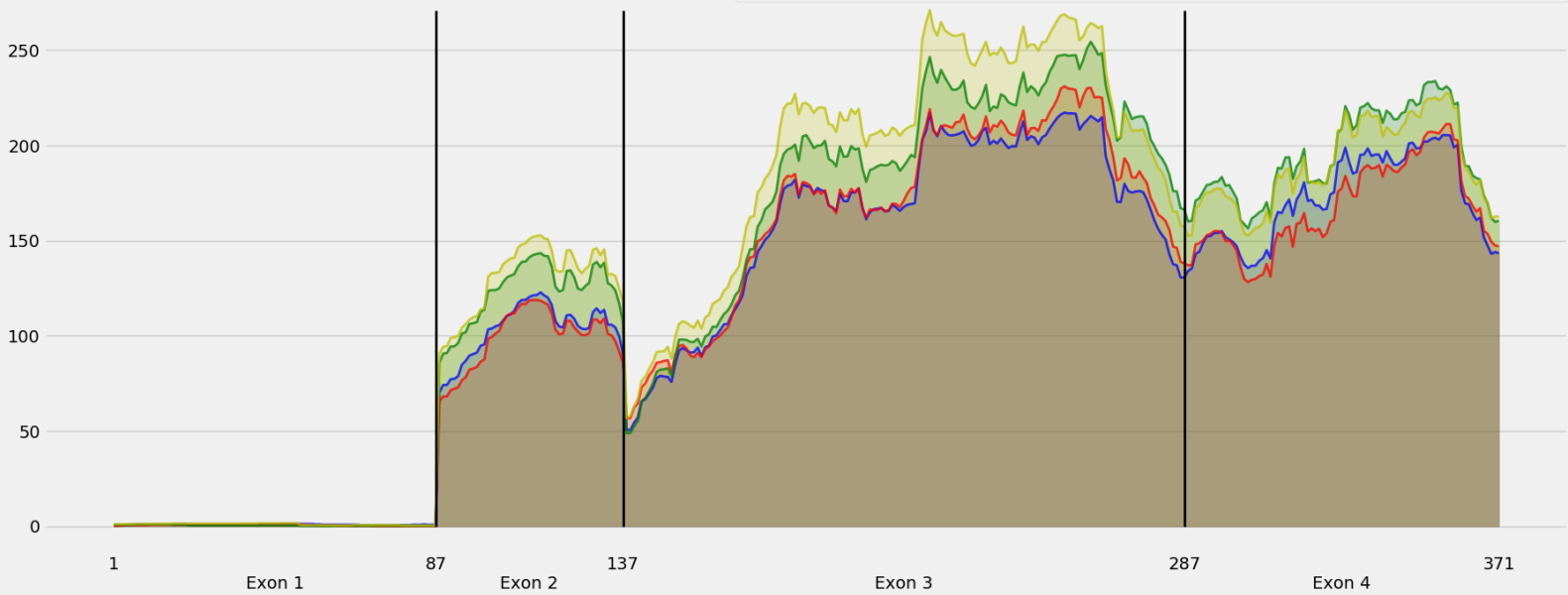
Coverage for chr17:33824591-33838316 - specific region
Strand: Plus

9 months - #samples: 5 - aggregate mean coverage: 126.98 - sd between samples: 0.57
15 months - #samples: 5 - aggregate mean coverage: 128.57 - sd between samples: 0.84
24 months - #samples: 5 - aggregate mean coverage: 142.53 - sd between samples: 1.06
30 months - #samples: 5 - aggregate mean coverage: 149.67 - sd between samples: 1.32



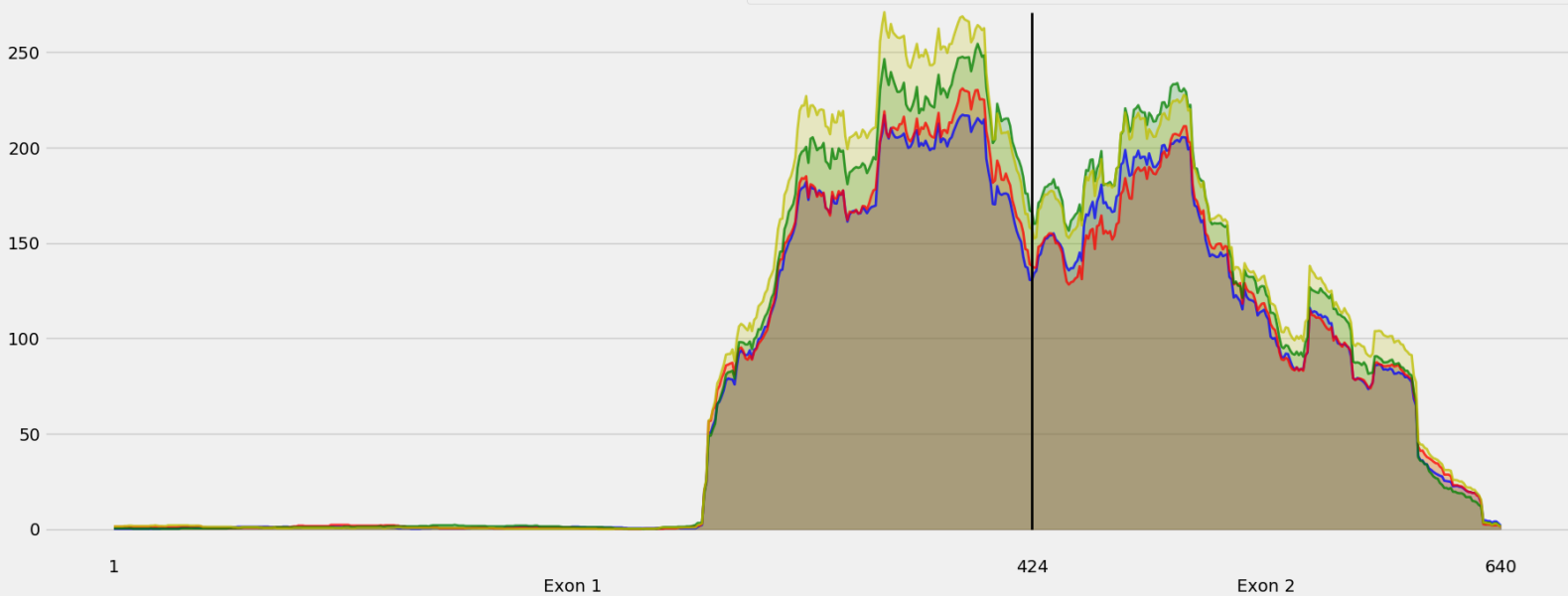
Coverage for chr17:33824591-33838316 - specific region
Strand: Plus

9 months - #samples: 5 - aggregate mean coverage: 118.76 - sd between samples: 0.57
15 months - #samples: 5 - aggregate mean coverage: 119.13 - sd between samples: 0.84
24 months - #samples: 5 - aggregate mean coverage: 135.16 - sd between samples: 1.06
30 months - #samples: 5 - aggregate mean coverage: 141.26 - sd between samples: 1.32



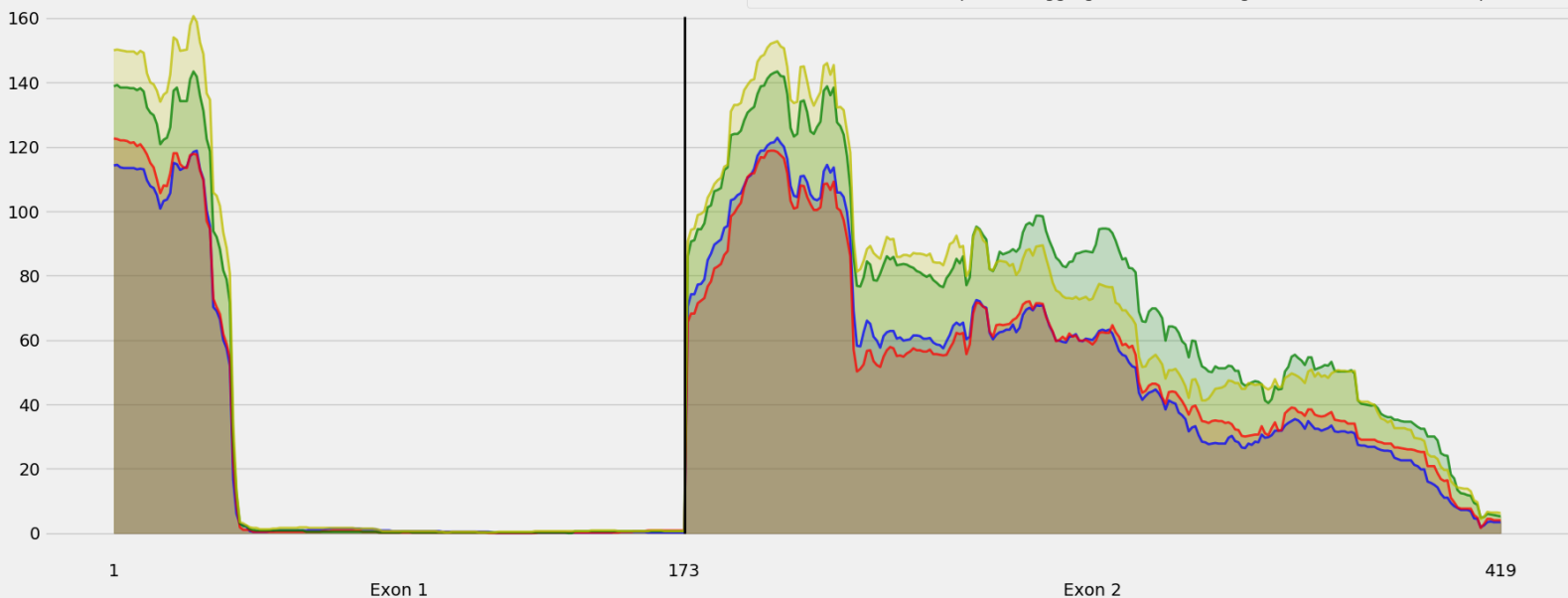
Coverage for chr17:33824591-33838316 - specific regions
Strand: Plus

9 months - #samples: 5 - aggregate mean coverage: 76.73 - sd between samples: 0.57
15 months - #samples: 5 - aggregate mean coverage: 77.73 - sd between samples: 0.84
24 months - #samples: 5 - aggregate mean coverage: 86.09 - sd between samples: 1.06
30 months - #samples: 5 - aggregate mean coverage: 90.28 - sd between samples: 1.32



Coverage for chr17:33824591-33838316 - specific regions
Strand: Plus

9 months - #samples: 5 - aggregate mean coverage: 41.02 - sd between samples: 0.57
15 months - #samples: 5 - aggregate mean coverage: 41.31 - sd between samples: 0.84
24 months - #samples: 5 - aggregate mean coverage: 54.45 - sd between samples: 1.06
30 months - #samples: 5 - aggregate mean coverage: 54.86 - sd between samples: 1.32



Coverage for chr17:33824591-33838316 - specific regions
Strand: Plus

9 months - #samples: 5 - aggregate mean coverage: 89.22 - sd between samples: 0.57
15 months - #samples: 5 - aggregate mean coverage: 90.36 - sd between samples: 0.84
24 months - #samples: 5 - aggregate mean coverage: 99.93 - sd between samples: 1.06
30 months - #samples: 5 - aggregate mean coverage: 105.02 - sd between samples: 1.32

