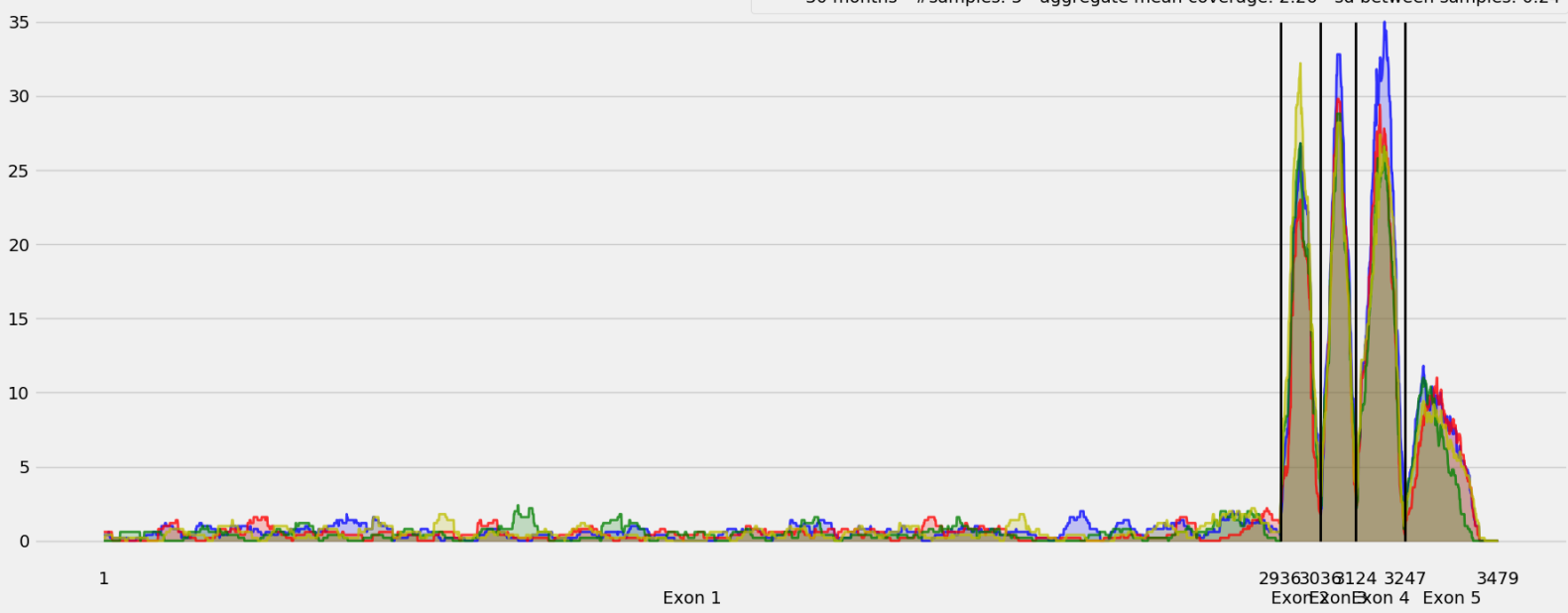


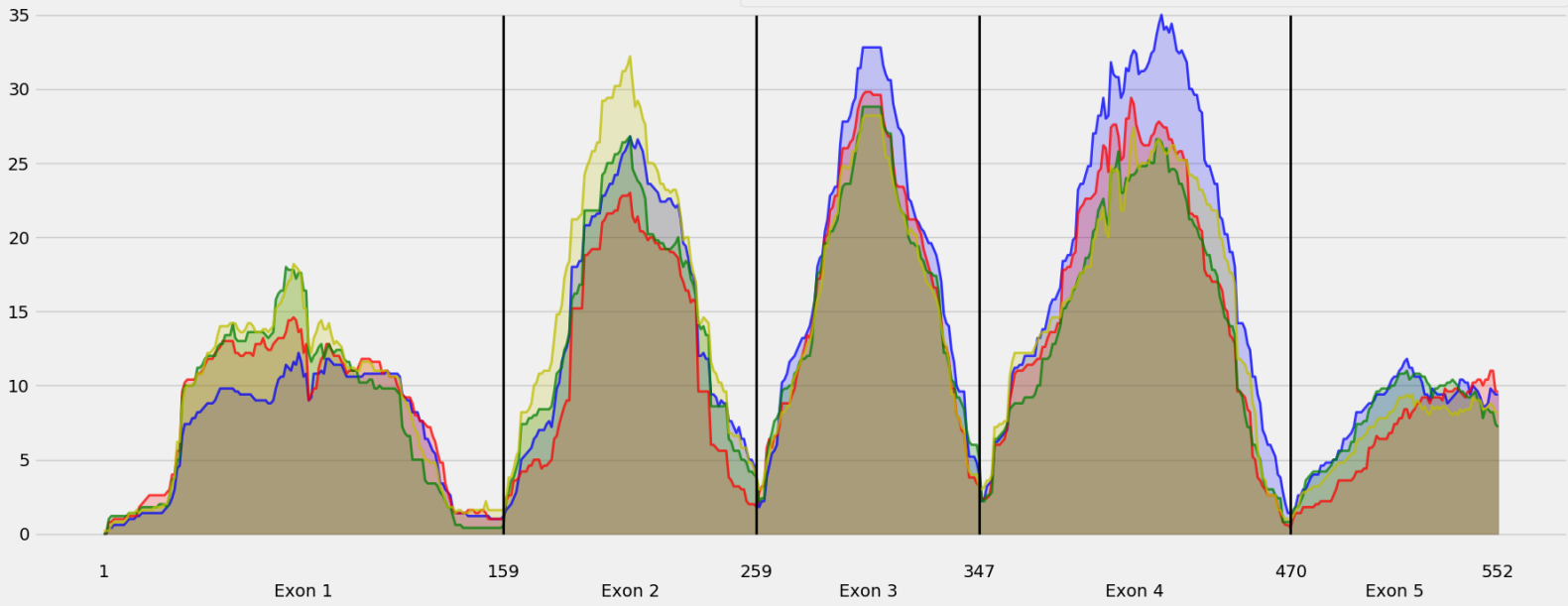
Coverage for chr7:122085403-122101886 - specific regions
Strand: Minus

9 months - #samples: 5 - aggregate mean coverage: 2.47 - sd between samples: 0.11
15 months - #samples: 5 - aggregate mean coverage: 2.08 - sd between samples: 0.28
24 months - #samples: 5 - aggregate mean coverage: 2.07 - sd between samples: 0.41
30 months - #samples: 5 - aggregate mean coverage: 2.26 - sd between samples: 0.24



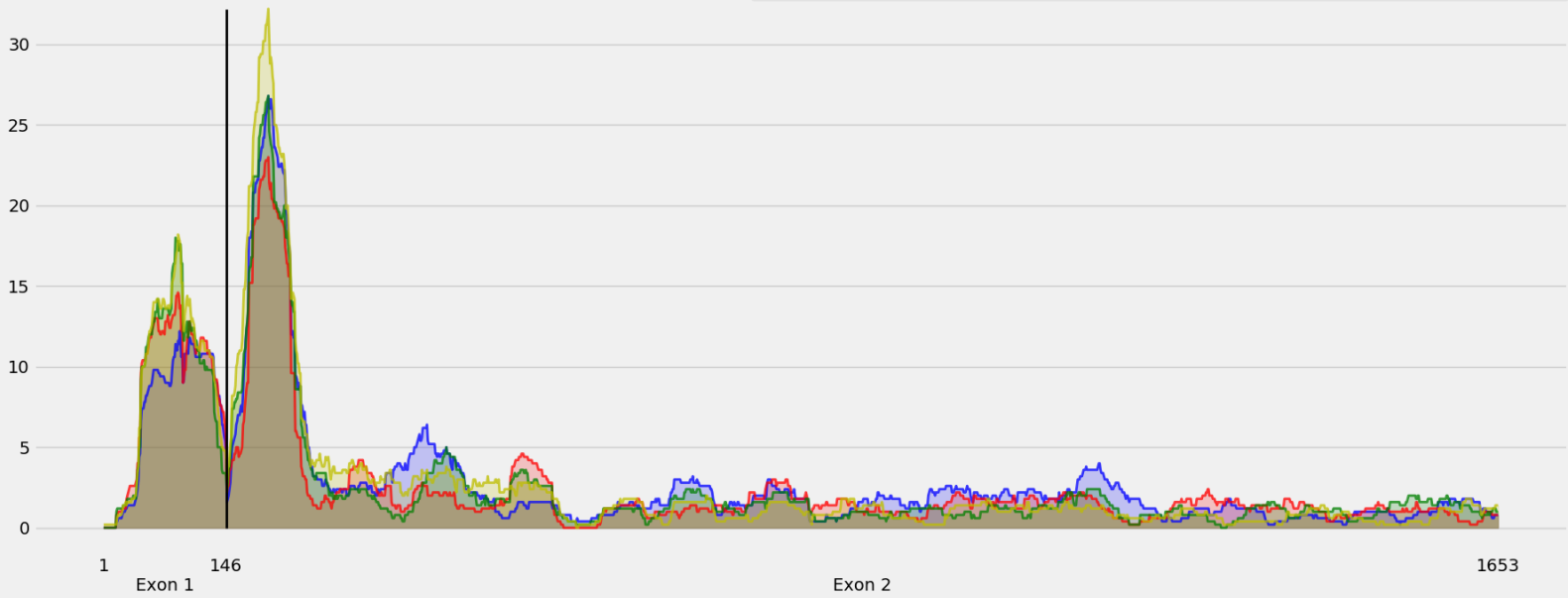
Coverage for chr7:122085403-122101886 - specific regions
Strand: Minus

9 months - #samples: 5 - aggregate mean coverage: 13.16 - sd between samples: 0.11
15 months - #samples: 5 - aggregate mean coverage: 11.73 - sd between samples: 0.28
24 months - #samples: 5 - aggregate mean coverage: 12.01 - sd between samples: 0.41
30 months - #samples: 5 - aggregate mean coverage: 12.75 - sd between samples: 0.24



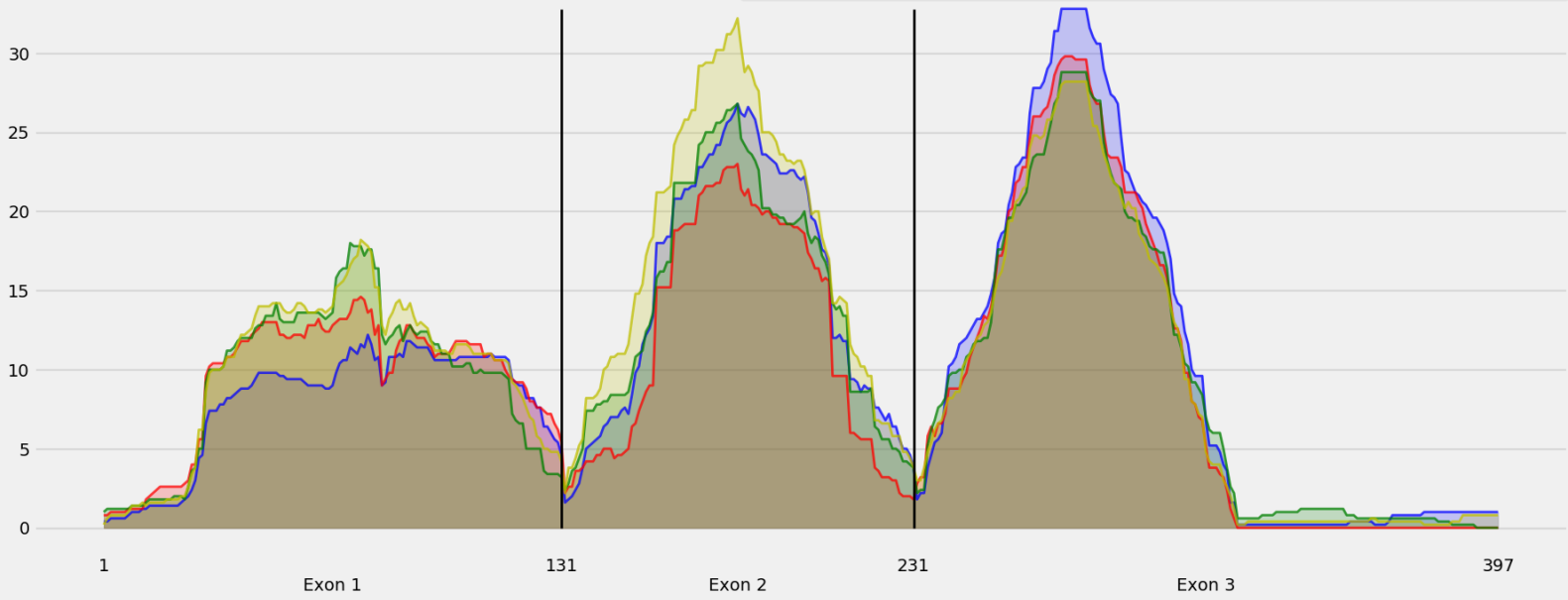
Coverage for chr7:122085403-122101886 - specific regions
Strand: Minus

9 months - #samples: 5 - aggregate mean coverage: 3.00 - sd between samples: 0.11
15 months - #samples: 5 - aggregate mean coverage: 2.71 - sd between samples: 0.28
24 months - #samples: 5 - aggregate mean coverage: 2.79 - sd between samples: 0.41
30 months - #samples: 5 - aggregate mean coverage: 2.97 - sd between samples: 0.24



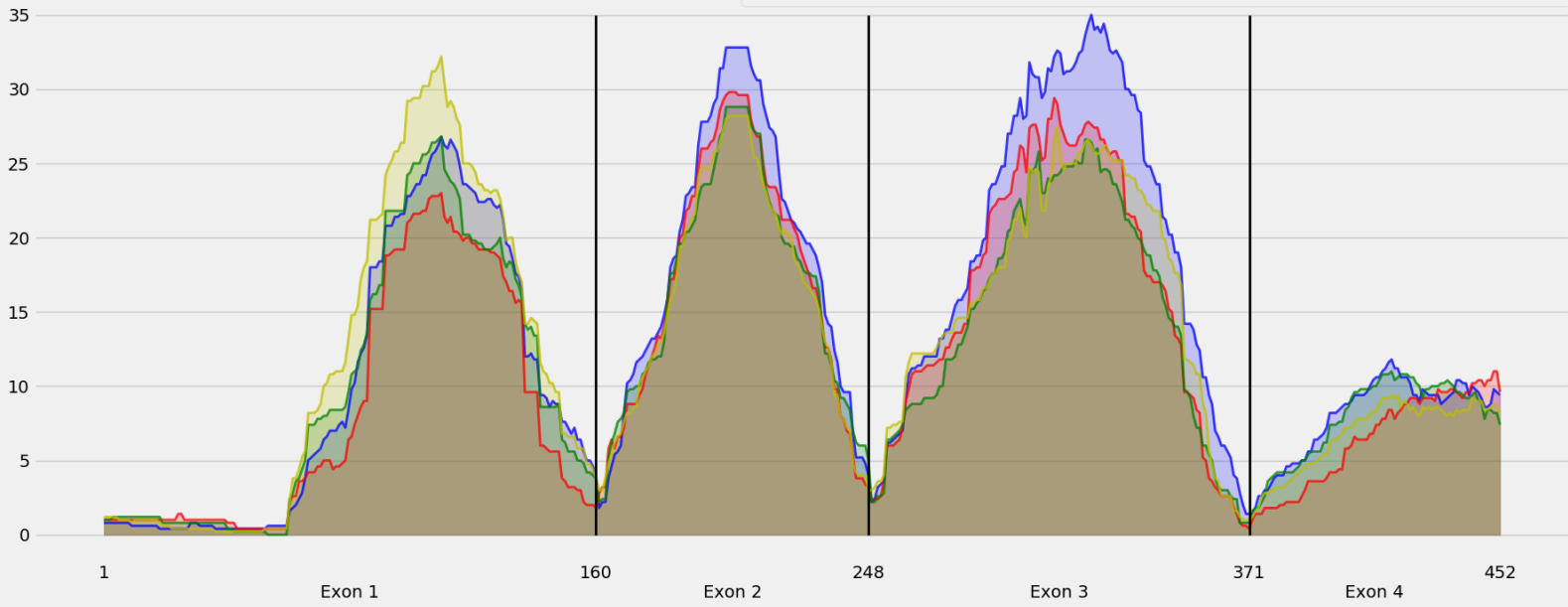
Coverage for chr7:122085403-122101886 - specific regions
Strand: Minus

9 months - #samples: 5 - aggregate mean coverage: 10.56 - sd between samples: 0.11
15 months - #samples: 5 - aggregate mean coverage: 9.88 - sd between samples: 0.28
24 months - #samples: 5 - aggregate mean coverage: 10.57 - sd between samples: 0.41
30 months - #samples: 5 - aggregate mean coverage: 11.29 - sd between samples: 0.24



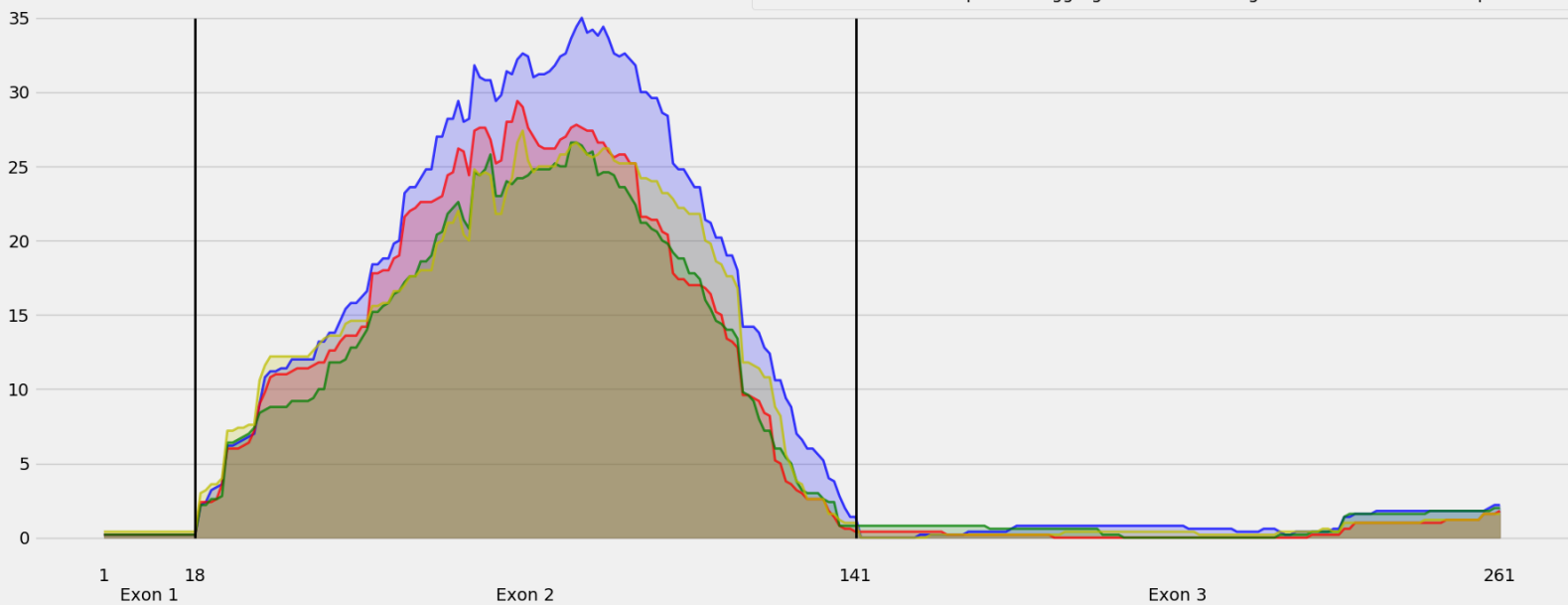
Coverage for chr7:122085403-122101886 - specific region
Strand: Minus

9 months - #samples: 5 - aggregate mean coverage: 13.77 - sd between samples: 0.11
15 months - #samples: 5 - aggregate mean coverage: 11.63 - sd between samples: 0.28
24 months - #samples: 5 - aggregate mean coverage: 12.00 - sd between samples: 0.41
30 months - #samples: 5 - aggregate mean coverage: 12.70 - sd between samples: 0.24



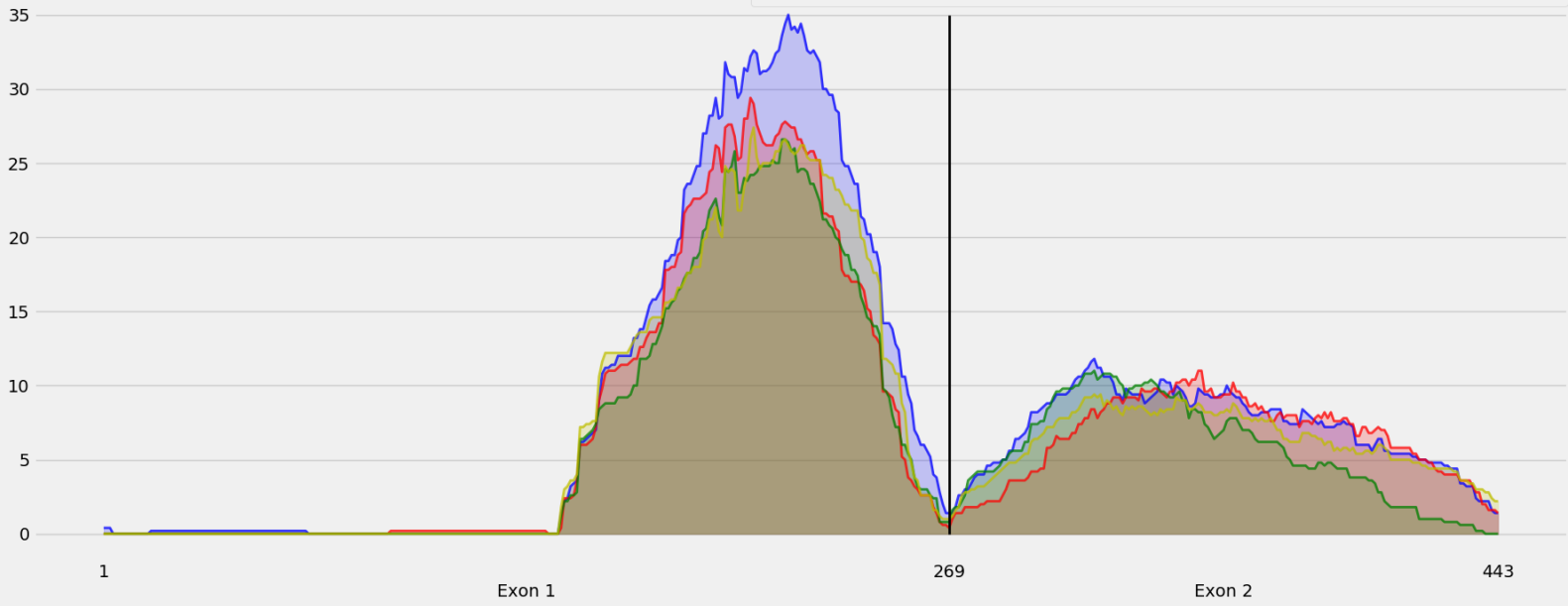
Coverage for chr7:122085403-122101886 - specific regions
Strand: Minus

9 months - #samples: 5 - aggregate mean coverage: 9.65 - sd between samples: 0.11
15 months - #samples: 5 - aggregate mean coverage: 7.76 - sd between samples: 0.28
24 months - #samples: 5 - aggregate mean coverage: 7.33 - sd between samples: 0.41
30 months - #samples: 5 - aggregate mean coverage: 7.86 - sd between samples: 0.24



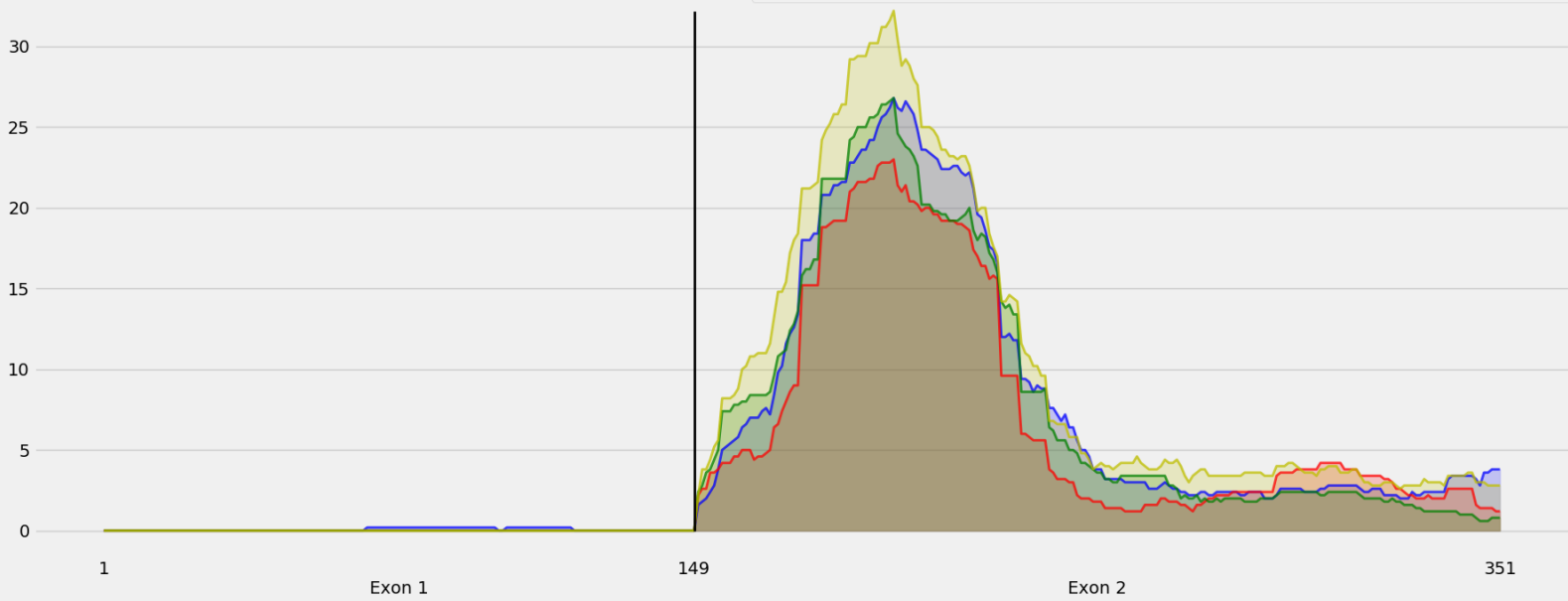
Coverage for chr7:122085403-122101886 - specific regions
Strand: Minus

9 months - #samples: 5 - aggregate mean coverage: 8.29 - sd between samples: 0.11
15 months - #samples: 5 - aggregate mean coverage: 7.05 - sd between samples: 0.28
24 months - #samples: 5 - aggregate mean coverage: 6.32 - sd between samples: 0.41
30 months - #samples: 5 - aggregate mean coverage: 6.95 - sd between samples: 0.24



Coverage for chr7:122085403-122101886 - specific regions
Strand: Minus

9 months - #samples: 5 - aggregate mean coverage: 5.04 - sd between samples: 0.11
15 months - #samples: 5 - aggregate mean coverage: 4.18 - sd between samples: 0.28
24 months - #samples: 5 - aggregate mean coverage: 4.77 - sd between samples: 0.41
30 months - #samples: 5 - aggregate mean coverage: 5.99 - sd between samples: 0.24



Coverage for chr7:122085403-122101886 - specific regions
Strand: Minus

9 months - #samples: 5 - aggregate mean coverage: 7.75 - sd between samples: 0.11
15 months - #samples: 5 - aggregate mean coverage: 6.84 - sd between samples: 0.28
24 months - #samples: 5 - aggregate mean coverage: 6.74 - sd between samples: 0.41
30 months - #samples: 5 - aggregate mean coverage: 6.67 - sd between samples: 0.24

