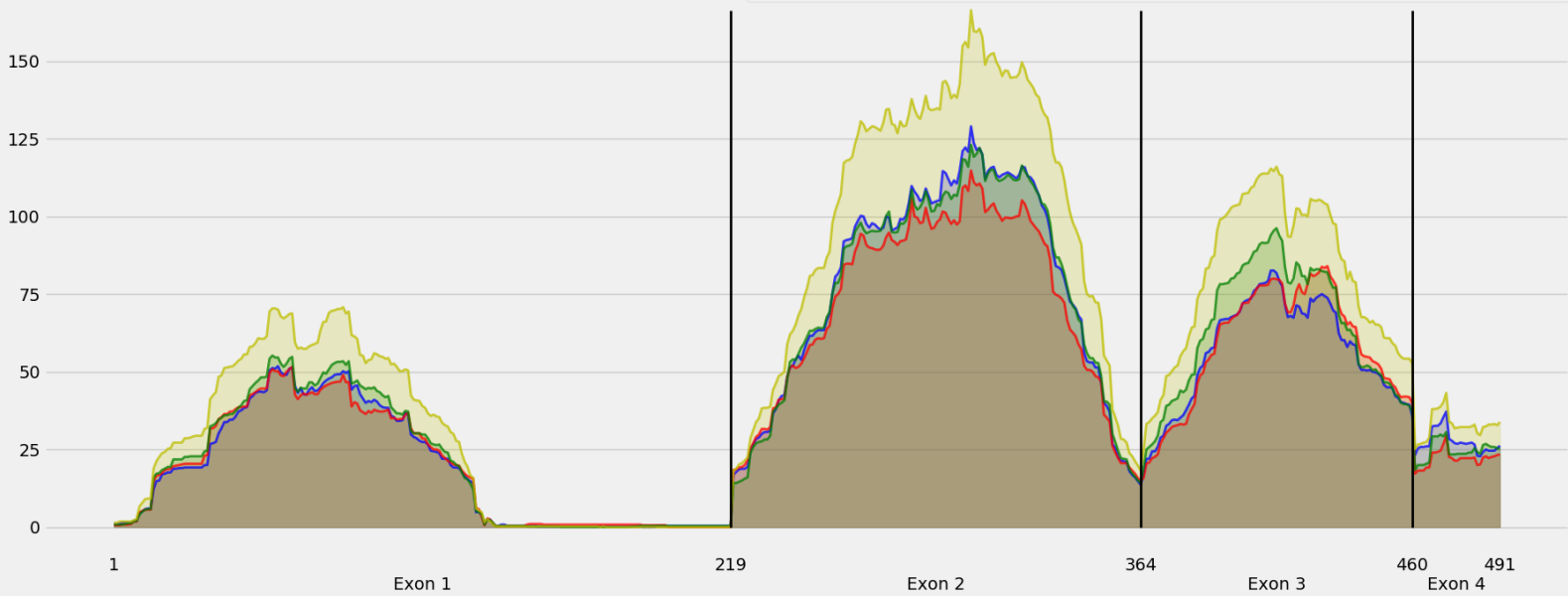


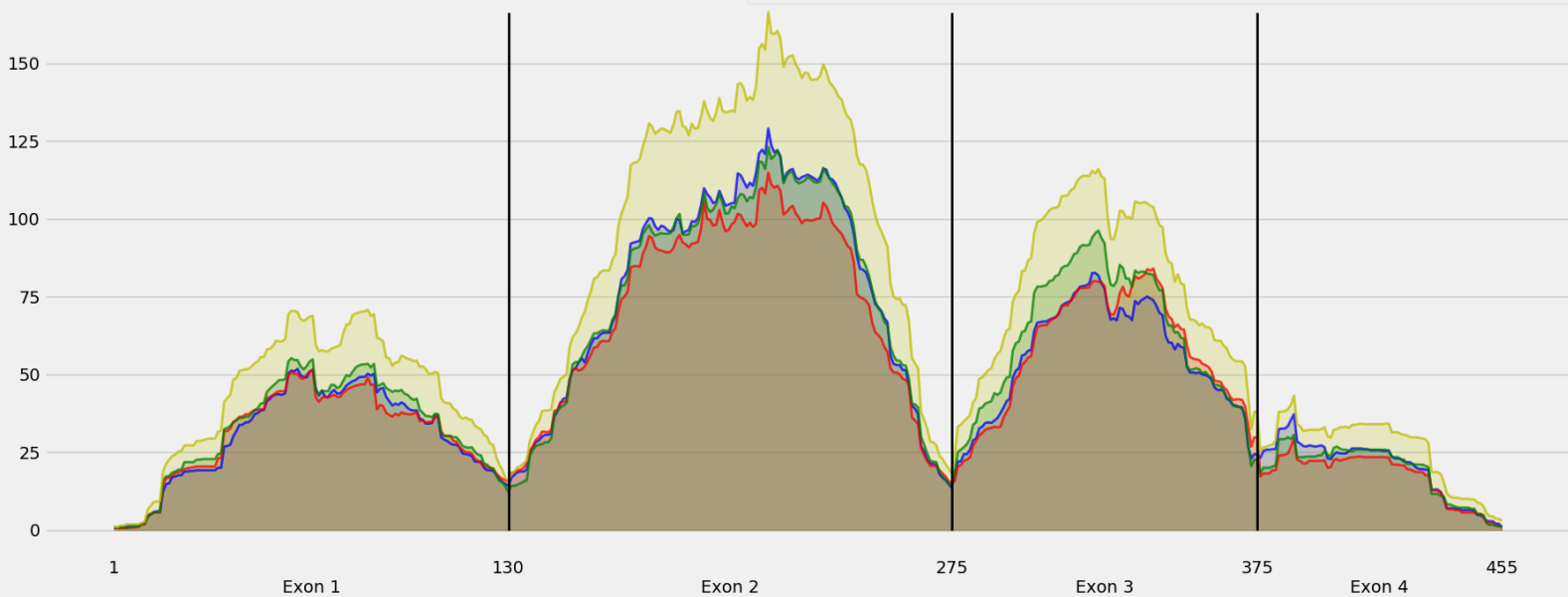
Coverage for chr6:39592574-39603382 - specific regions
Strand: Plus

9 months - #samples: 5 - aggregate mean coverage: 43.77 - sd between samples: 0.47
15 months - #samples: 5 - aggregate mean coverage: 41.98 - sd between samples: 0.22
24 months - #samples: 5 - aggregate mean coverage: 45.38 - sd between samples: 0.86
30 months - #samples: 5 - aggregate mean coverage: 58.99 - sd between samples: 0.87



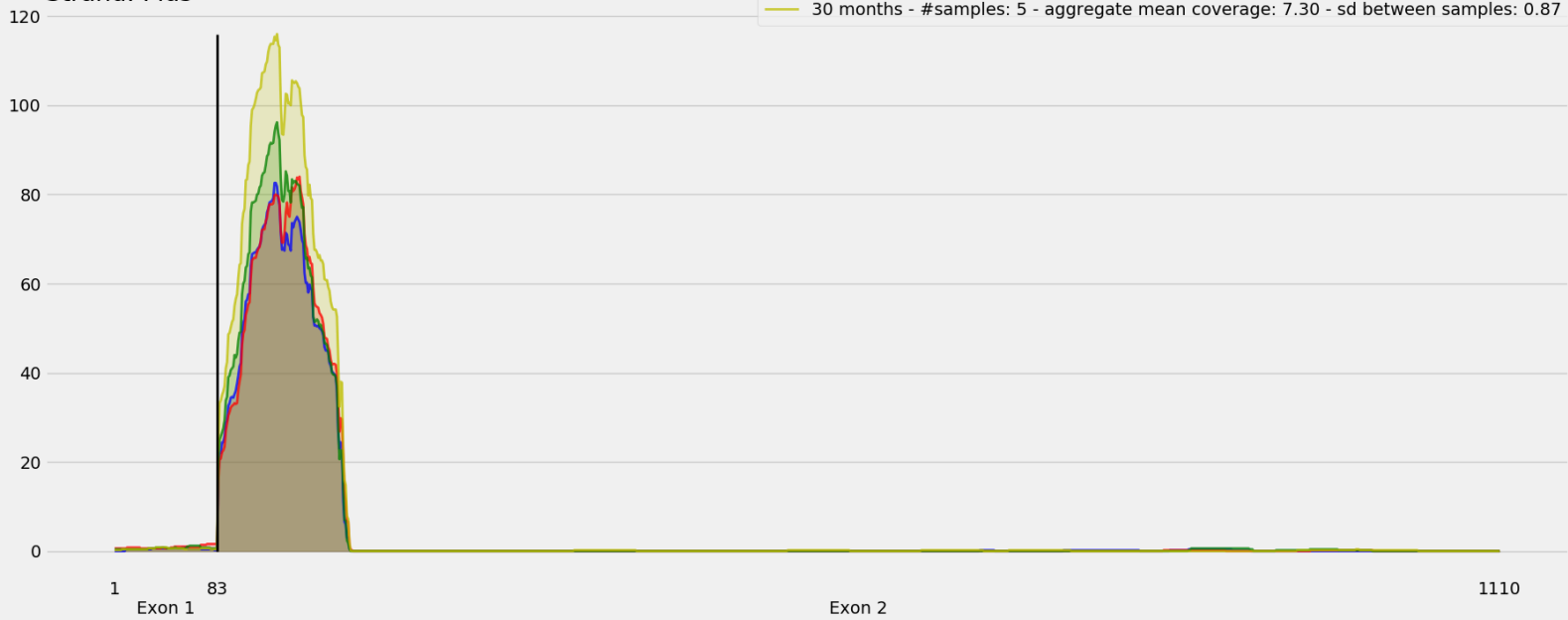
Coverage for chr6:39592574-39603382 - specific regions
Strand: Plus

9 months - #samples: 5 - aggregate mean coverage: 48.98 - sd between samples: 0.47
15 months - #samples: 5 - aggregate mean coverage: 46.92 - sd between samples: 0.22
24 months - #samples: 5 - aggregate mean coverage: 50.73 - sd between samples: 0.86
30 months - #samples: 5 - aggregate mean coverage: 66.21 - sd between samples: 0.87



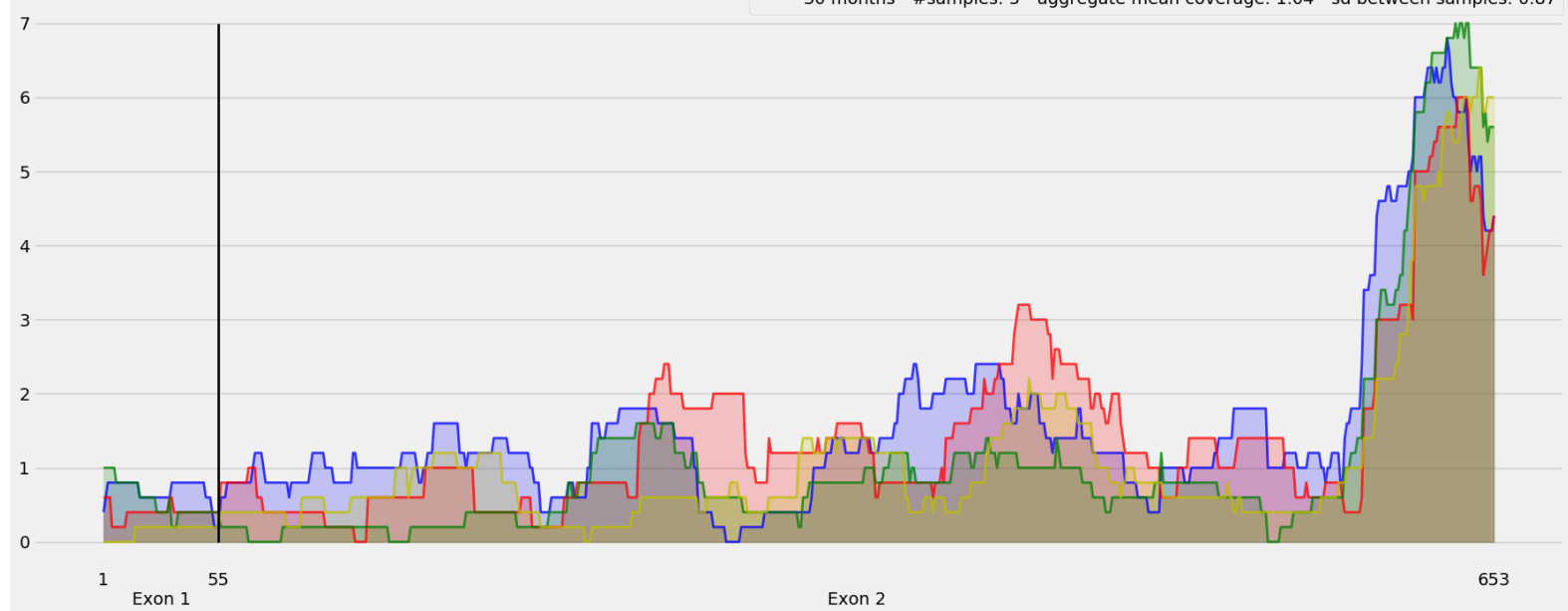
Coverage for chr6:39592574-39603382 - specific regions
Strand: Plus

9 months - #samples: 5 - aggregate mean coverage: 5.06 - sd between samples: 0.47
15 months - #samples: 5 - aggregate mean coverage: 5.28 - sd between samples: 0.22
24 months - #samples: 5 - aggregate mean coverage: 5.72 - sd between samples: 0.86
30 months - #samples: 5 - aggregate mean coverage: 7.30 - sd between samples: 0.87



Coverage for chr6:39592574-39603382 - specific regions
Strand: Plus

9 months - #samples: 5 - aggregate mean coverage: 1.53 - sd between samples: 0.47
15 months - #samples: 5 - aggregate mean coverage: 1.37 - sd between samples: 0.22
24 months - #samples: 5 - aggregate mean coverage: 1.07 - sd between samples: 0.86
30 months - #samples: 5 - aggregate mean coverage: 1.04 - sd between samples: 0.87



Coverage for chr6:39592574-39603382 - specific regions
Strand: Plus

9 months - #samples: 5 - aggregate mean coverage: 5.68 - sd between samples: 0.47
15 months - #samples: 5 - aggregate mean coverage: 5.43 - sd between samples: 0.22
24 months - #samples: 5 - aggregate mean coverage: 5.73 - sd between samples: 0.86
30 months - #samples: 5 - aggregate mean coverage: 7.36 - sd between samples: 0.87



Coverage for chr6:39592574-39603382 - specific regions
Strand: Plus

9 months - #samples: 5 - aggregate mean coverage: 36.10 - sd between samples: 0.47
15 months - #samples: 5 - aggregate mean coverage: 34.06 - sd between samples: 0.22
24 months - #samples: 5 - aggregate mean coverage: 36.56 - sd between samples: 0.86
30 months - #samples: 5 - aggregate mean coverage: 47.96 - sd between samples: 0.87

