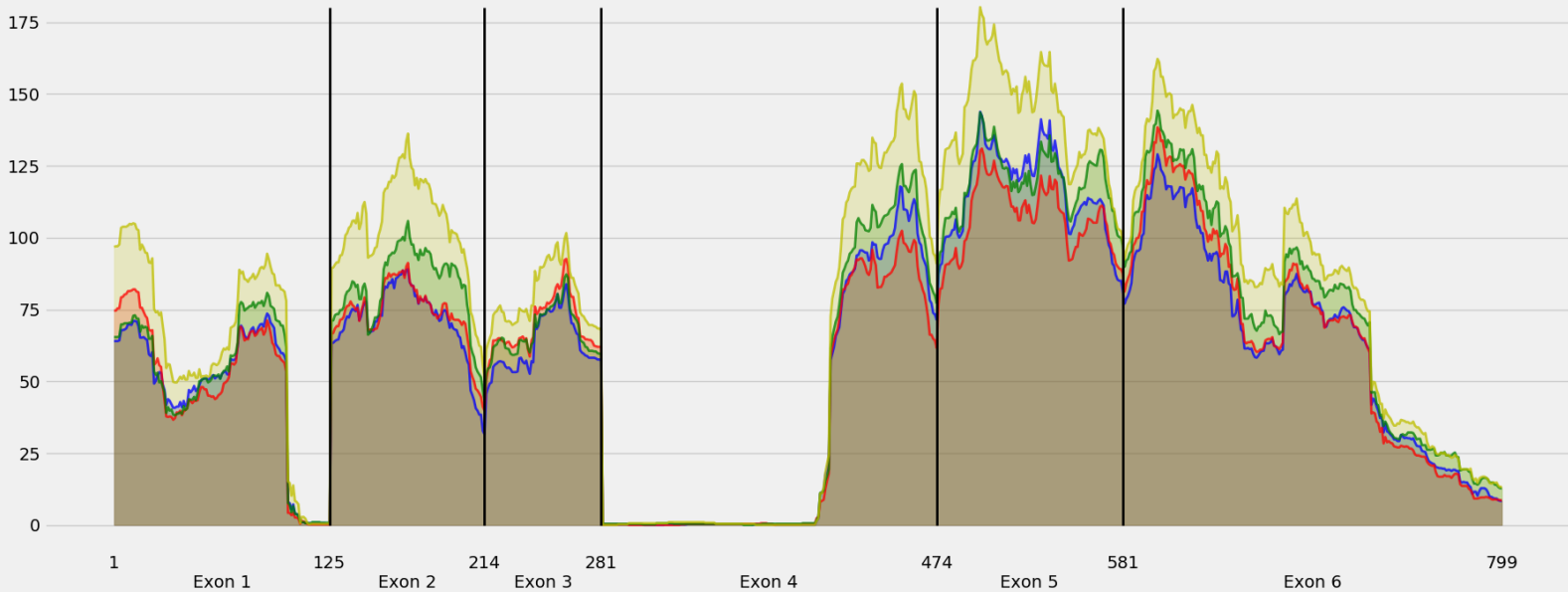


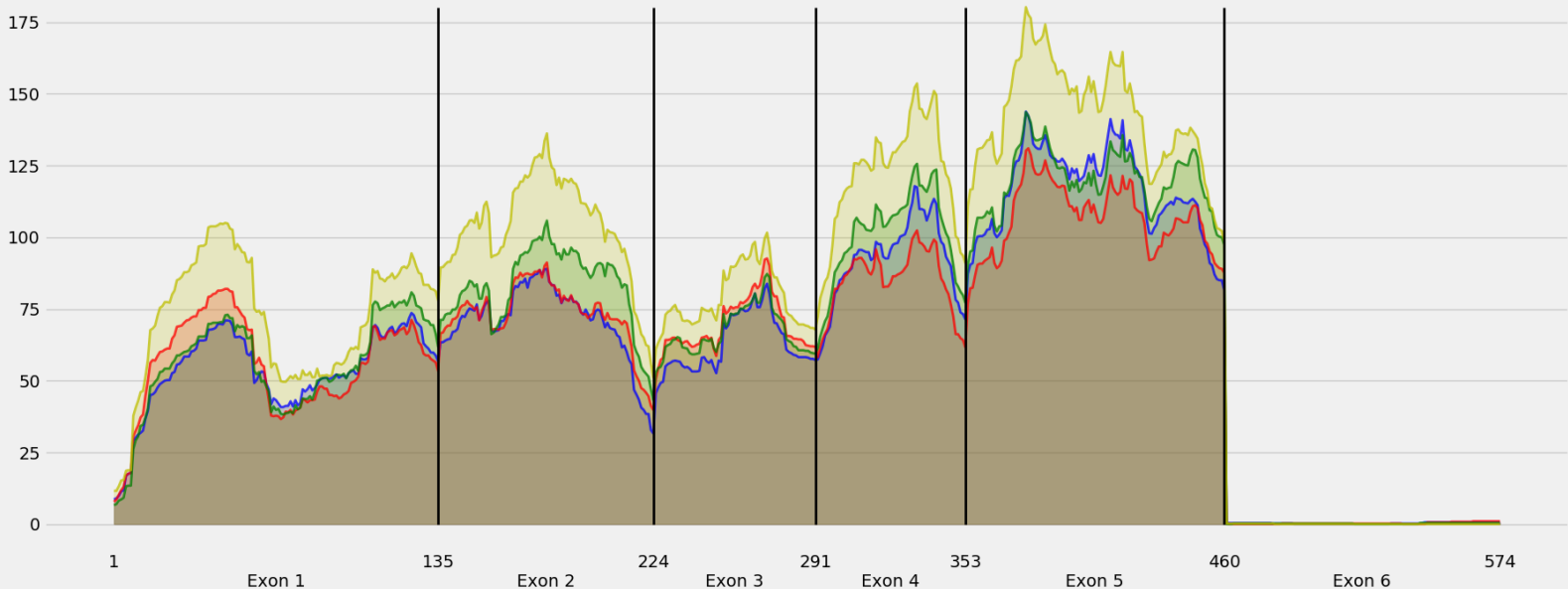
Coverage for chr3:32736990-32751566 - specific regions
Strand: Plus

9 months - #samples: 5 - aggregate mean coverage: 60.63 - sd between samples: 0.55
15 months - #samples: 5 - aggregate mean coverage: 60.07 - sd between samples: 0.58
24 months - #samples: 5 - aggregate mean coverage: 66.11 - sd between samples: 1.88
30 months - #samples: 5 - aggregate mean coverage: 78.56 - sd between samples: 1.48



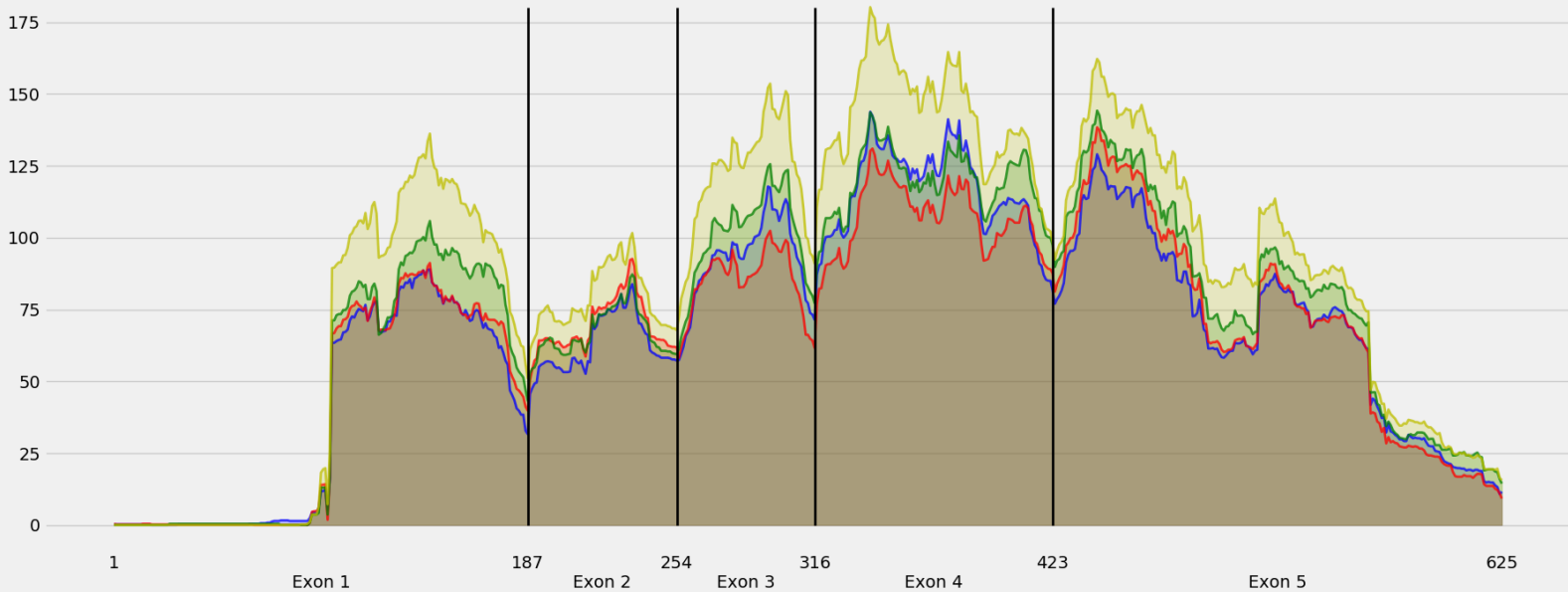
Coverage for chr3:32736990-32751566 - specific regions
Strand: Plus

9 months - #samples: 5 - aggregate mean coverage: 62.52 - sd between samples: 0.55
15 months - #samples: 5 - aggregate mean coverage: 61.60 - sd between samples: 0.58
24 months - #samples: 5 - aggregate mean coverage: 66.88 - sd between samples: 1.88
30 months - #samples: 5 - aggregate mean coverage: 81.78 - sd between samples: 1.48



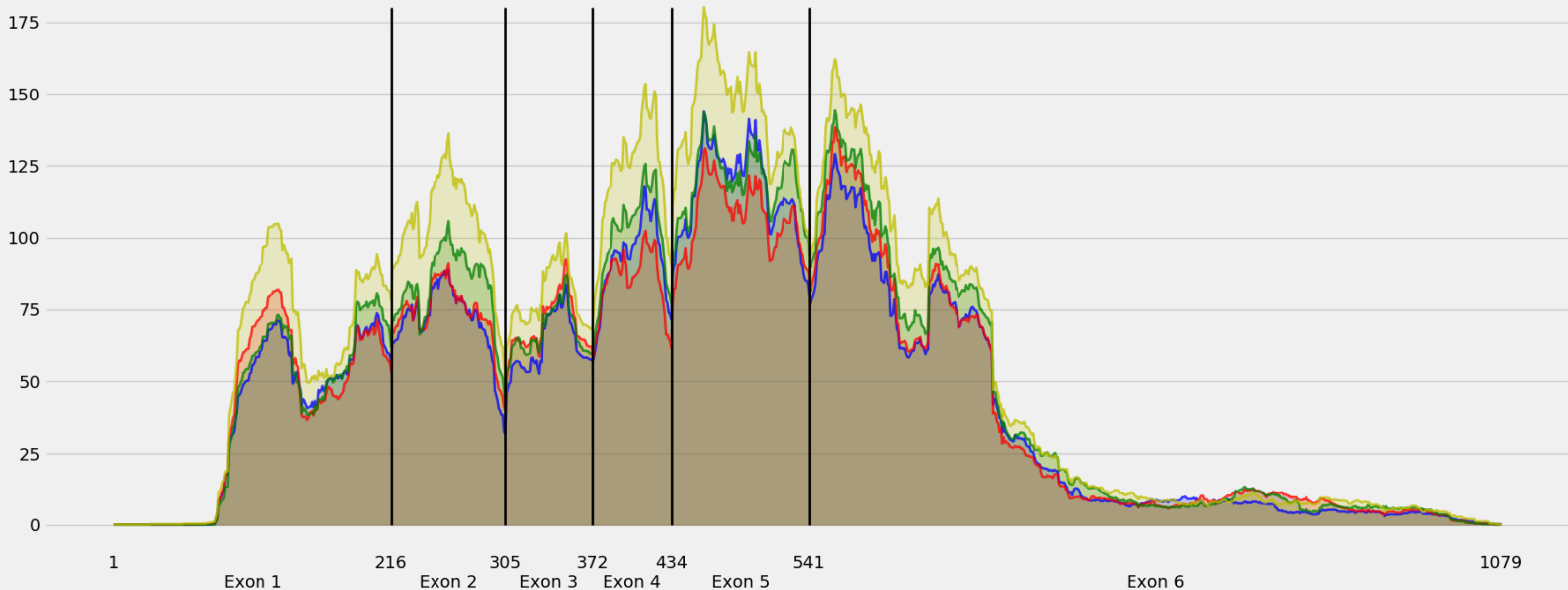
Coverage for chr3:32736990-32751566 - specific regions
Strand: Plus

9 months - #samples: 5 - aggregate mean coverage: 67.89 - sd between samples: 0.55
15 months - #samples: 5 - aggregate mean coverage: 67.16 - sd between samples: 0.58
24 months - #samples: 5 - aggregate mean coverage: 74.33 - sd between samples: 1.88
30 months - #samples: 5 - aggregate mean coverage: 87.72 - sd between samples: 1.48



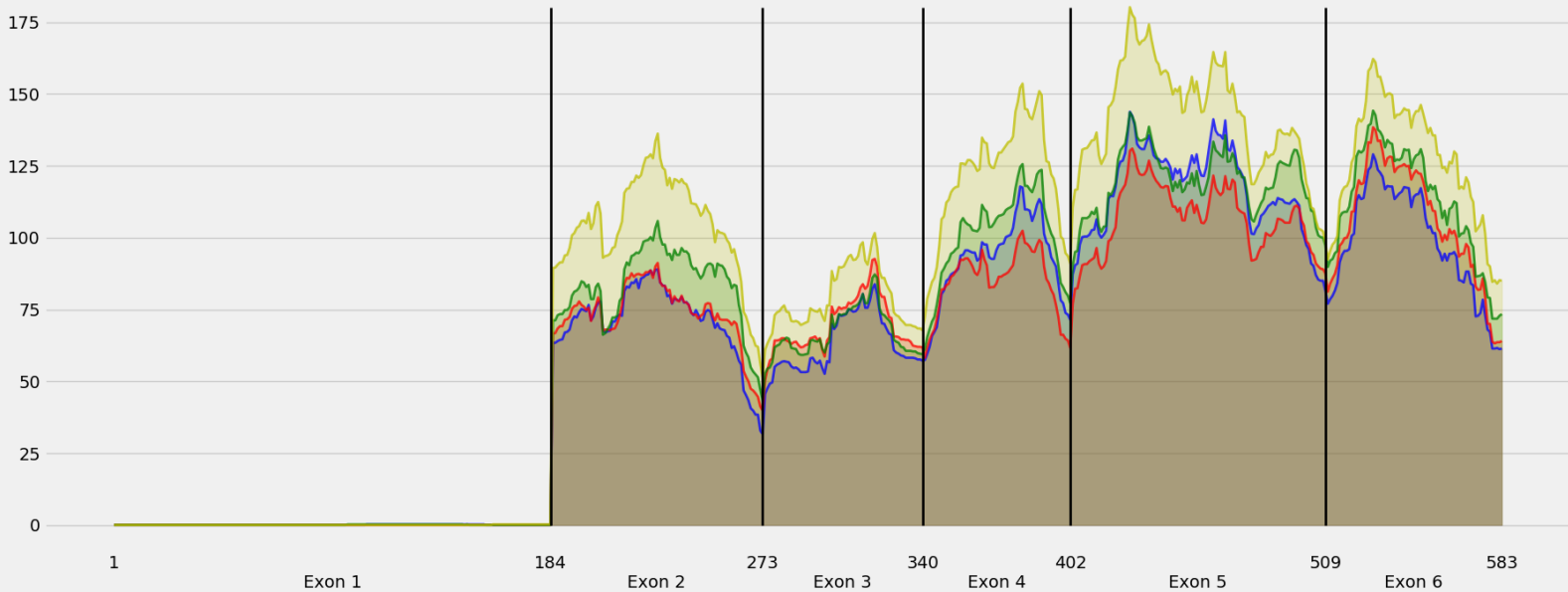
Coverage for chr3:32736990-32751566 - specific regions
Strand: Plus

9 months - #samples: 5 - aggregate mean coverage: 47.66 - sd between samples: 0.55
15 months - #samples: 5 - aggregate mean coverage: 47.87 - sd between samples: 0.58
24 months - #samples: 5 - aggregate mean coverage: 52.05 - sd between samples: 1.88
30 months - #samples: 5 - aggregate mean coverage: 62.03 - sd between samples: 1.48



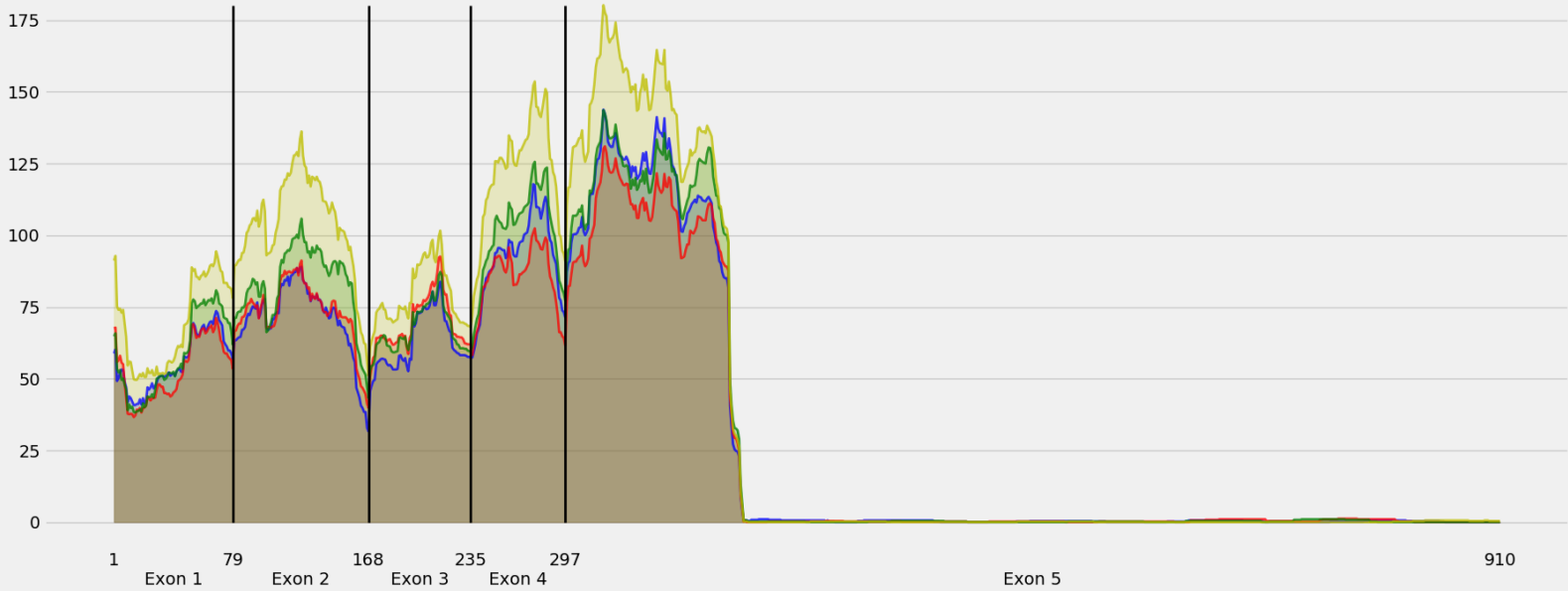
Coverage for chr3:32736990-32751566 - specific regions
Strand: Plus

9 months - #samples: 5 - aggregate mean coverage: 61.65 - sd between samples: 0.55
15 months - #samples: 5 - aggregate mean coverage: 61.08 - sd between samples: 0.58
24 months - #samples: 5 - aggregate mean coverage: 67.26 - sd between samples: 1.88
30 months - #samples: 5 - aggregate mean coverage: 80.09 - sd between samples: 1.48



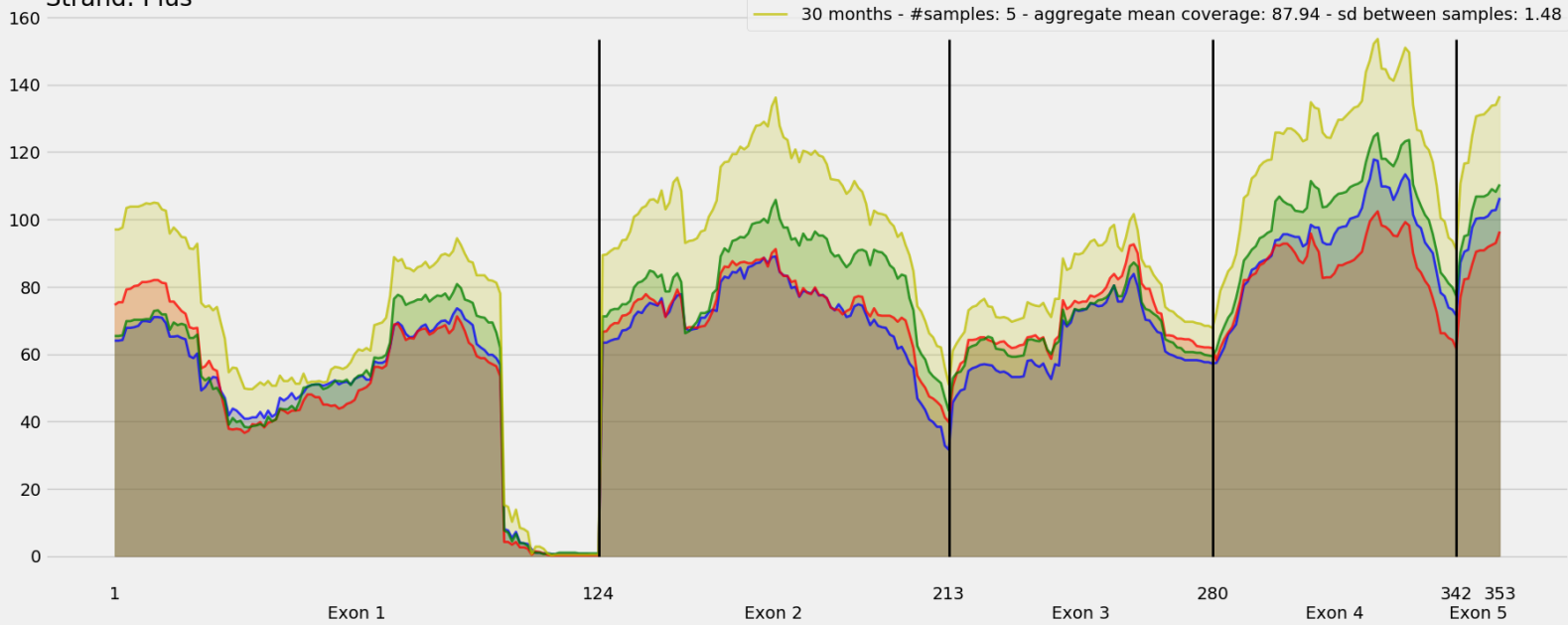
Coverage for chr3:32736990-32751566 - specific regions
Strand: Plus

9 months - #samples: 5 - aggregate mean coverage: 36.72 - sd between samples: 0.55
15 months - #samples: 5 - aggregate mean coverage: 35.63 - sd between samples: 0.58
24 months - #samples: 5 - aggregate mean coverage: 39.41 - sd between samples: 1.88
30 months - #samples: 5 - aggregate mean coverage: 47.34 - sd between samples: 1.48



Coverage for chr3:32736990-32751566 - specific regions
Strand: Plus

9 months - #samples: 5 - aggregate mean coverage: 65.39 - sd between samples: 0.55
15 months - #samples: 5 - aggregate mean coverage: 65.68 - sd between samples: 0.58
24 months - #samples: 5 - aggregate mean coverage: 71.59 - sd between samples: 1.88
30 months - #samples: 5 - aggregate mean coverage: 87.94 - sd between samples: 1.48



Coverage for chr3:32736990-32751566 - specific regions
Strand: Plus

9 months - #samples: 5 - aggregate mean coverage: 2.34 - sd between samples: 0.55
15 months - #samples: 5 - aggregate mean coverage: 2.42 - sd between samples: 0.58
24 months - #samples: 5 - aggregate mean coverage: 2.42 - sd between samples: 1.88
30 months - #samples: 5 - aggregate mean coverage: 3.10 - sd between samples: 1.48



