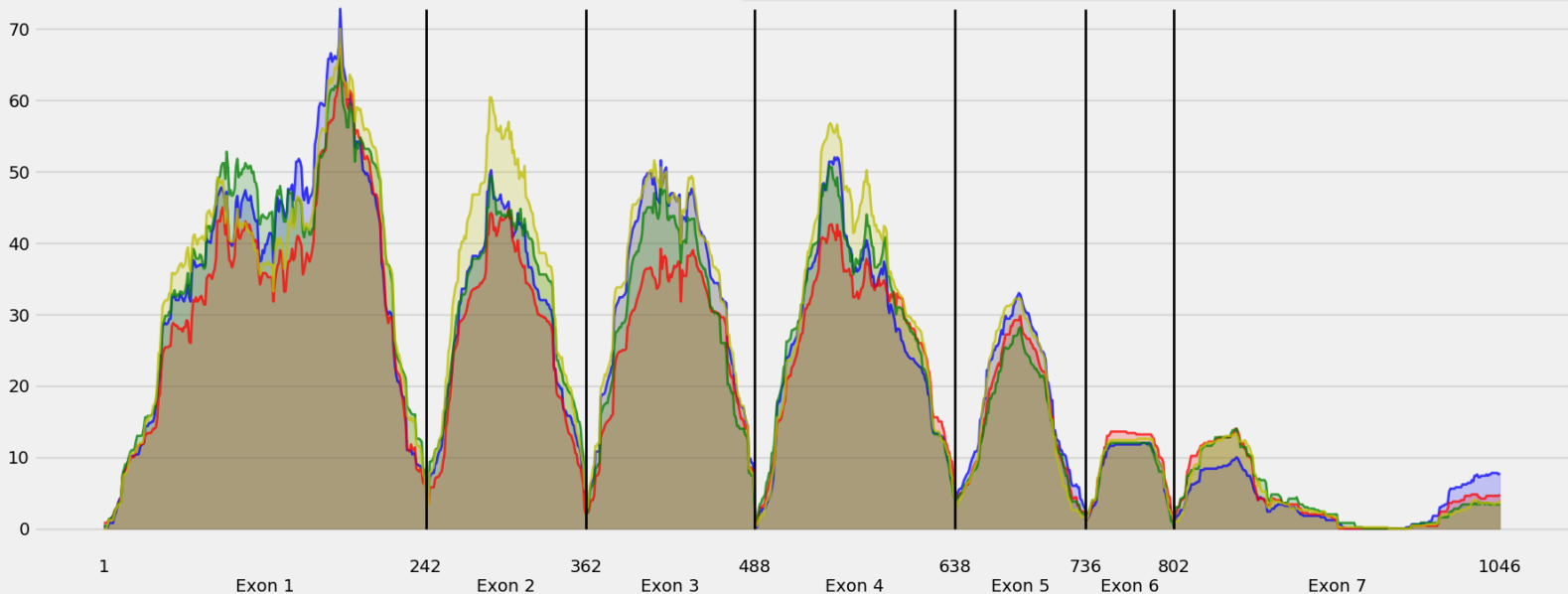


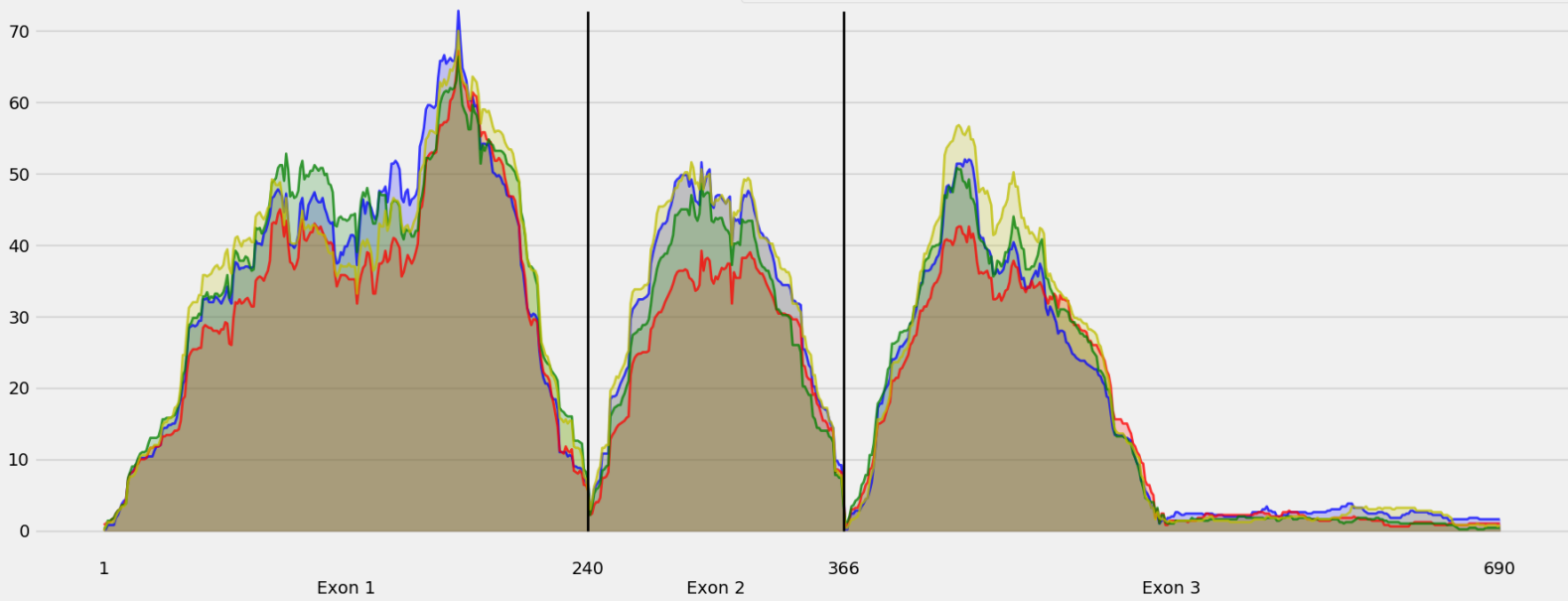
Coverage for chr2:90894634-90904827 - specific regions  
Strand: Minus

9 months - #samples: 5 - aggregate mean coverage: 22.65 - sd between samples: 0.50  
15 months - #samples: 5 - aggregate mean coverage: 20.57 - sd between samples: 0.90  
24 months - #samples: 5 - aggregate mean coverage: 22.62 - sd between samples: 1.19  
30 months - #samples: 5 - aggregate mean coverage: 24.09 - sd between samples: 1.05



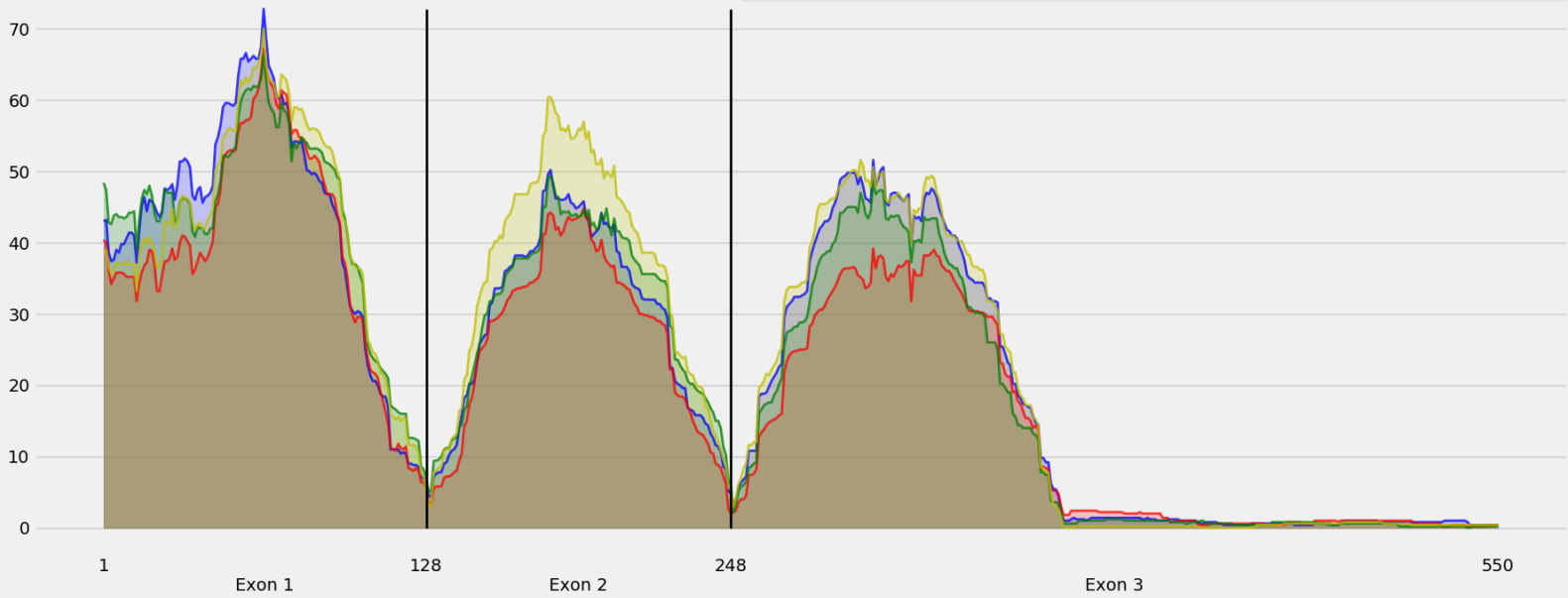
Coverage for chr2:90894634-90904827 - specific regions  
Strand: Minus

9 months - #samples: 5 - aggregate mean coverage: 25.10 - sd between samples: 0.50  
15 months - #samples: 5 - aggregate mean coverage: 22.31 - sd between samples: 0.90  
24 months - #samples: 5 - aggregate mean coverage: 24.88 - sd between samples: 1.19  
30 months - #samples: 5 - aggregate mean coverage: 26.12 - sd between samples: 1.05



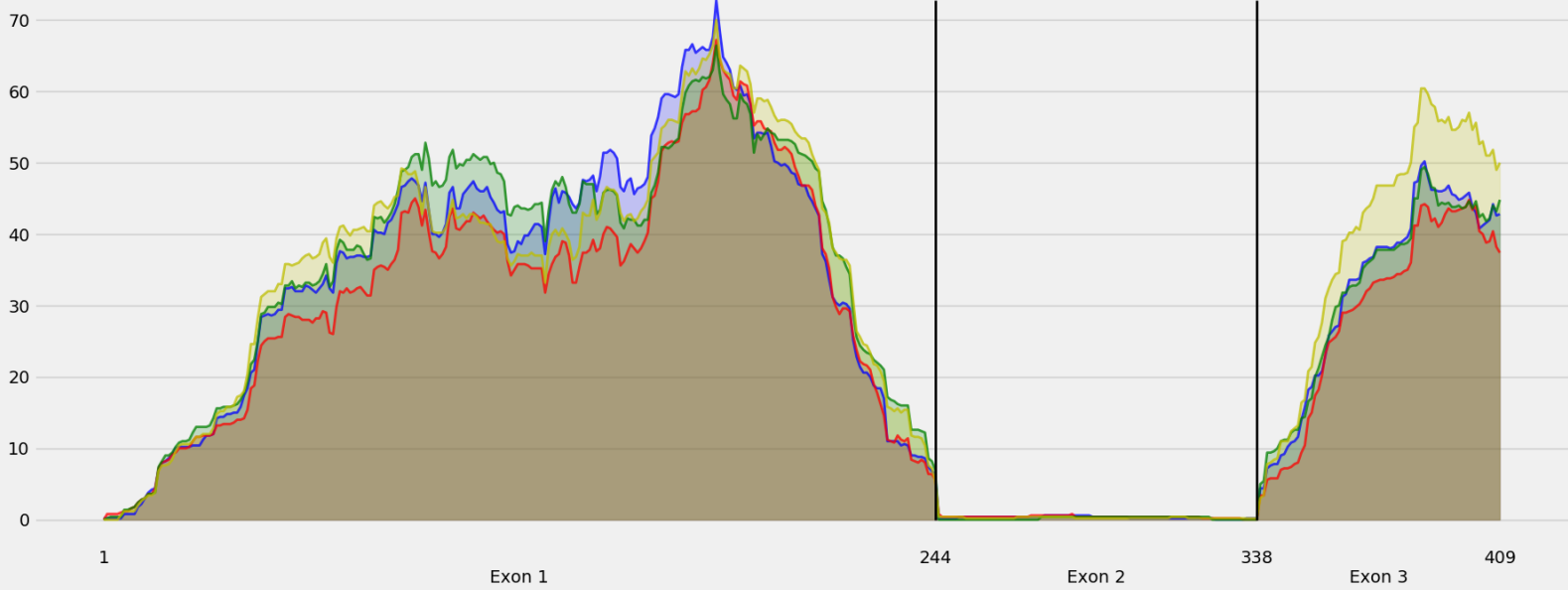
Coverage for chr2:90894634-90904827 - specific regions  
Strand: Minus

9 months - #samples: 5 - aggregate mean coverage: 24.21 - sd between samples: 0.50  
15 months - #samples: 5 - aggregate mean coverage: 21.26 - sd between samples: 0.90  
24 months - #samples: 5 - aggregate mean coverage: 23.70 - sd between samples: 1.19  
30 months - #samples: 5 - aggregate mean coverage: 25.65 - sd between samples: 1.05



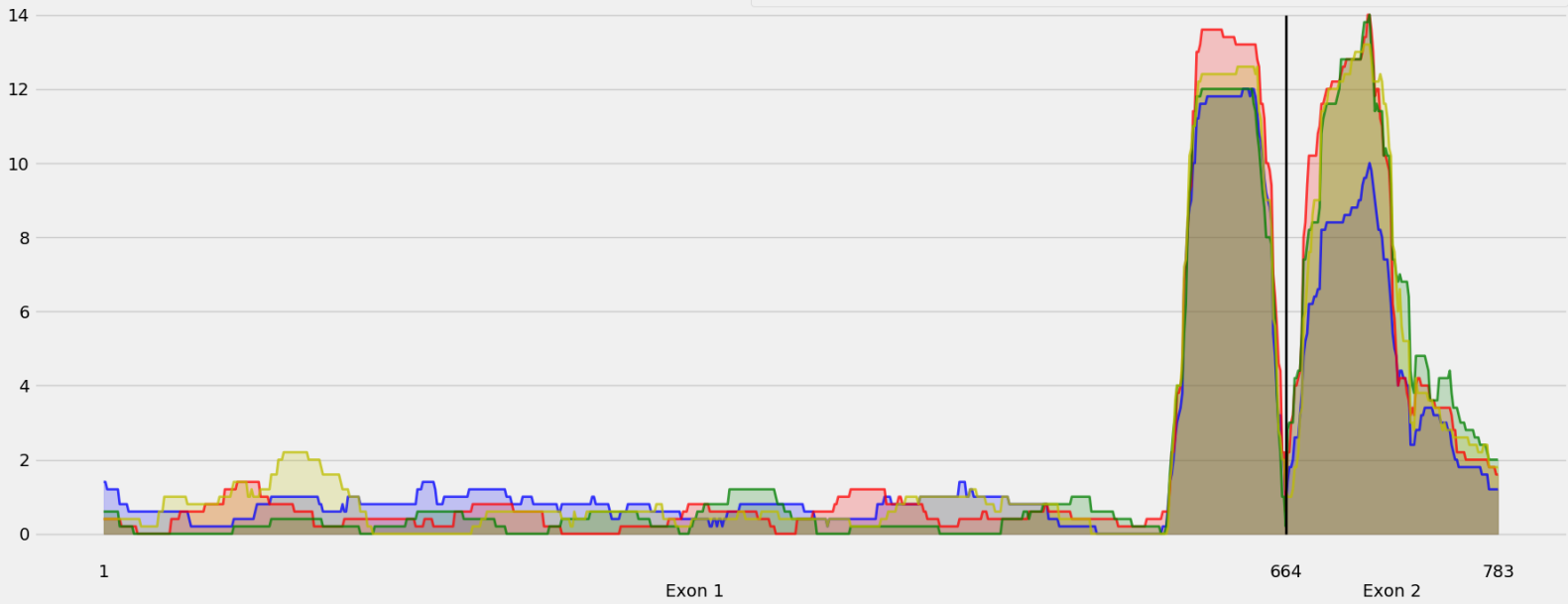
Coverage for chr2:90894634-90904827 - specific regions  
Strand: Minus

9 months - #samples: 5 - aggregate mean coverage: 26.73 - sd between samples: 0.50  
15 months - #samples: 5 - aggregate mean coverage: 24.31 - sd between samples: 0.90  
24 months - #samples: 5 - aggregate mean coverage: 27.33 - sd between samples: 1.19  
30 months - #samples: 5 - aggregate mean coverage: 28.29 - sd between samples: 1.05



Coverage for chr2:90894634-90904827 - specific regions  
Strand: Minus

9 months - #samples: 5 - aggregate mean coverage: 2.03 - sd between samples: 0.50  
15 months - #samples: 5 - aggregate mean coverage: 2.26 - sd between samples: 0.90  
24 months - #samples: 5 - aggregate mean coverage: 2.09 - sd between samples: 1.19  
30 months - #samples: 5 - aggregate mean coverage: 2.27 - sd between samples: 1.05



Coverage for chr2:90894634-90904827 - specific regions  
Strand: Minus

9 months - #samples: 5 - aggregate mean coverage: 20.73 - sd between samples: 0.50  
15 months - #samples: 5 - aggregate mean coverage: 18.86 - sd between samples: 0.90  
24 months - #samples: 5 - aggregate mean coverage: 20.39 - sd between samples: 1.19  
30 months - #samples: 5 - aggregate mean coverage: 22.80 - sd between samples: 1.05

