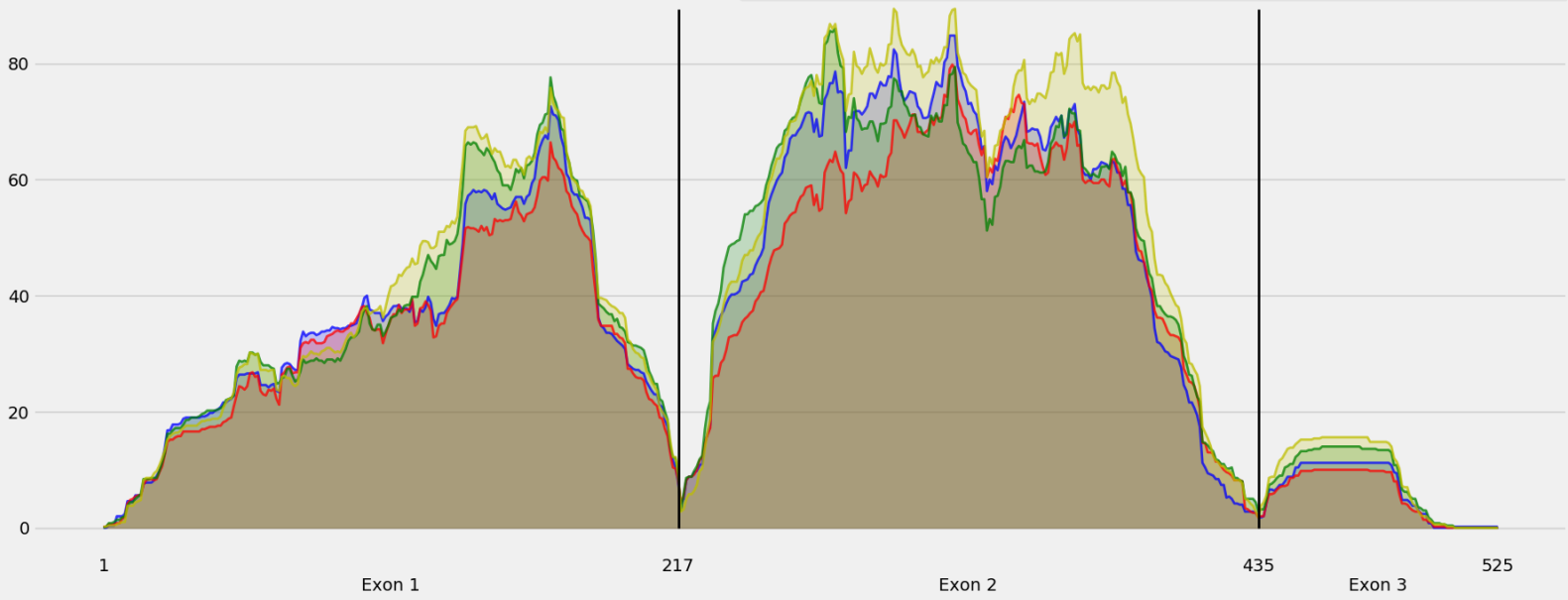


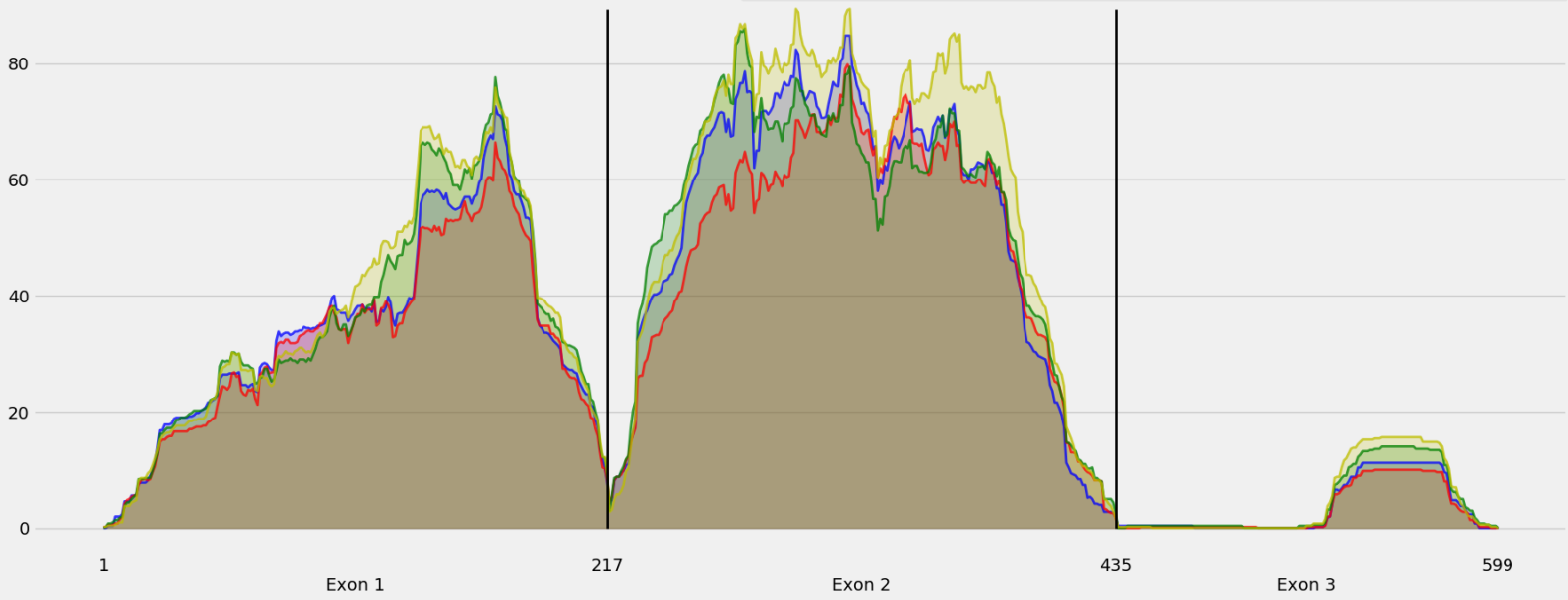
Coverage for chr4:123712710-123718202 - specific regions
Strand: Minus

9 months - #samples: 5 - aggregate mean coverage: 36.78 - sd between samples: 0.41
15 months - #samples: 5 - aggregate mean coverage: 34.32 - sd between samples: 0.66
24 months - #samples: 5 - aggregate mean coverage: 38.10 - sd between samples: 1.00
30 months - #samples: 5 - aggregate mean coverage: 40.96 - sd between samples: 0.99



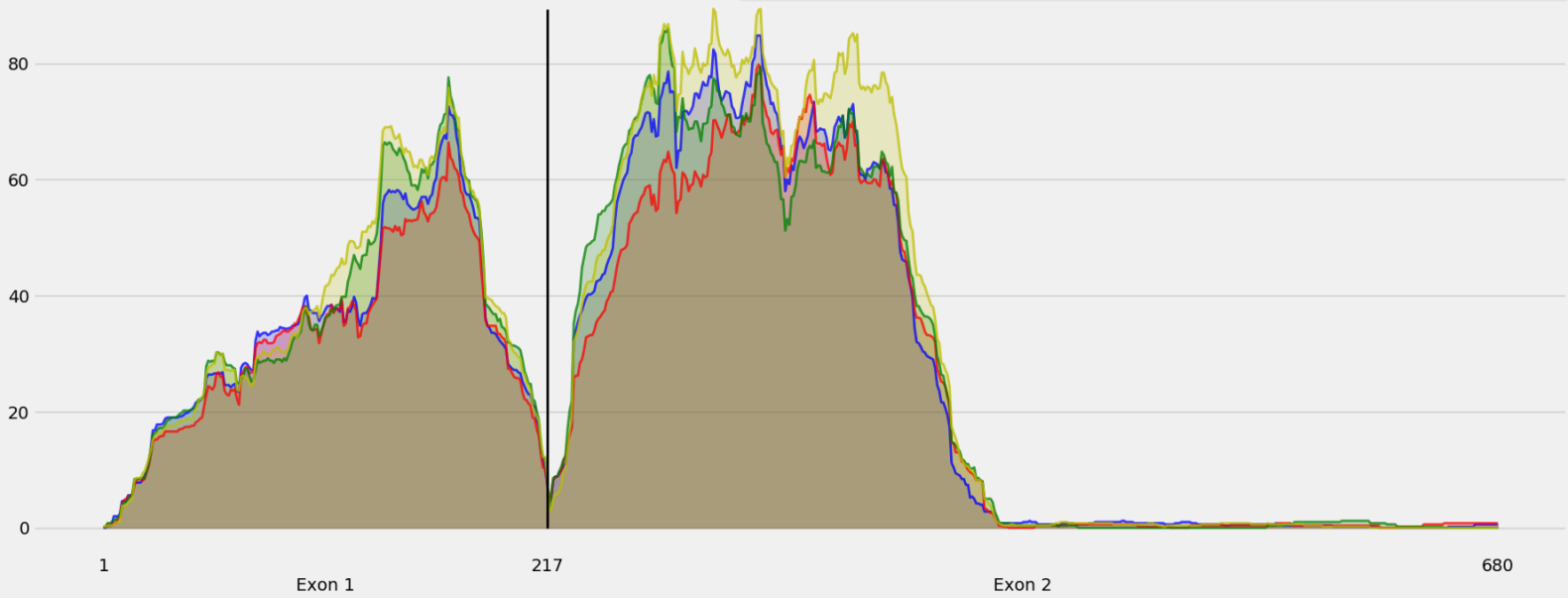
Coverage for chr4:123712710-123718202 - specific regions
Strand: Minus

9 months - #samples: 5 - aggregate mean coverage: 32.26 - sd between samples: 0.41
15 months - #samples: 5 - aggregate mean coverage: 30.10 - sd between samples: 0.66
24 months - #samples: 5 - aggregate mean coverage: 33.44 - sd between samples: 1.00
30 months - #samples: 5 - aggregate mean coverage: 35.92 - sd between samples: 0.99



Coverage for chr4:123712710-123718202 - specific regions
Strand: Minus

9 months - #samples: 5 - aggregate mean coverage: 27.76 - sd between samples: 0.41
15 months - #samples: 5 - aggregate mean coverage: 25.91 - sd between samples: 0.66
24 months - #samples: 5 - aggregate mean coverage: 28.51 - sd between samples: 1.00
30 months - #samples: 5 - aggregate mean coverage: 30.63 - sd between samples: 0.99



Coverage for chr4:123712710-123718202 - specific region
Strand: Minus

9 months - #samples: 5 - aggregate mean coverage: 41.36 - sd between samples: 0.41
15 months - #samples: 5 - aggregate mean coverage: 38.41 - sd between samples: 0.66
24 months - #samples: 5 - aggregate mean coverage: 42.75 - sd between samples: 1.00
30 months - #samples: 5 - aggregate mean coverage: 46.49 - sd between samples: 0.99

