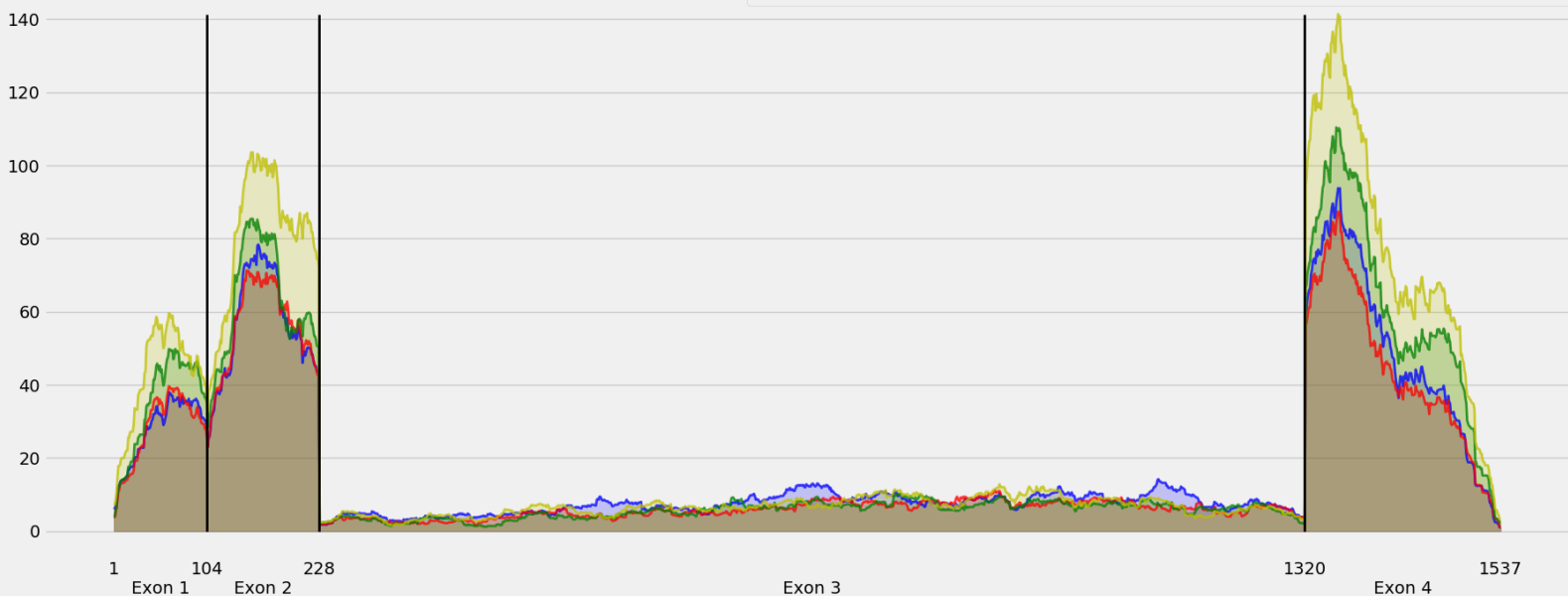


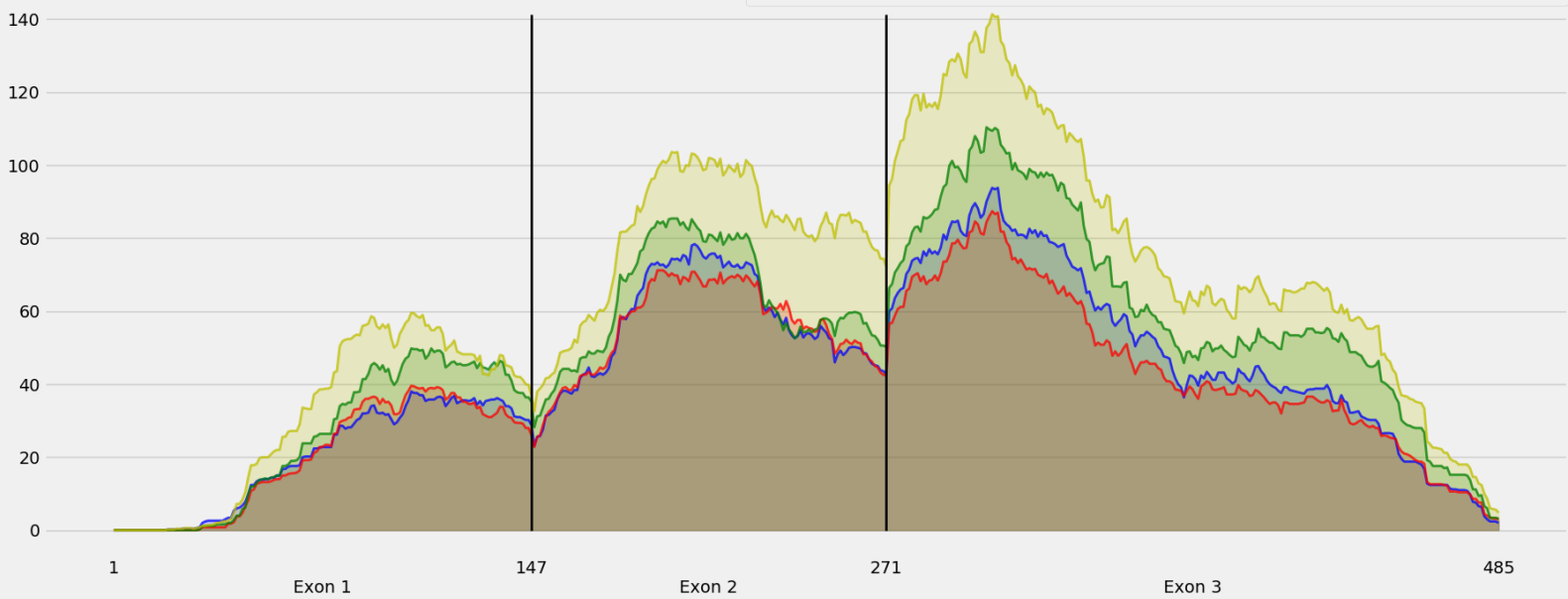
Coverage for chr17:31520115-31531326 - specific regions  
Strand: Plus

9 months - #samples: 5 - aggregate mean coverage: 18.51 - sd between samples: 0.32  
15 months - #samples: 5 - aggregate mean coverage: 16.71 - sd between samples: 0.48  
24 months - #samples: 5 - aggregate mean coverage: 19.92 - sd between samples: 0.94  
30 months - #samples: 5 - aggregate mean coverage: 24.77 - sd between samples: 1.37



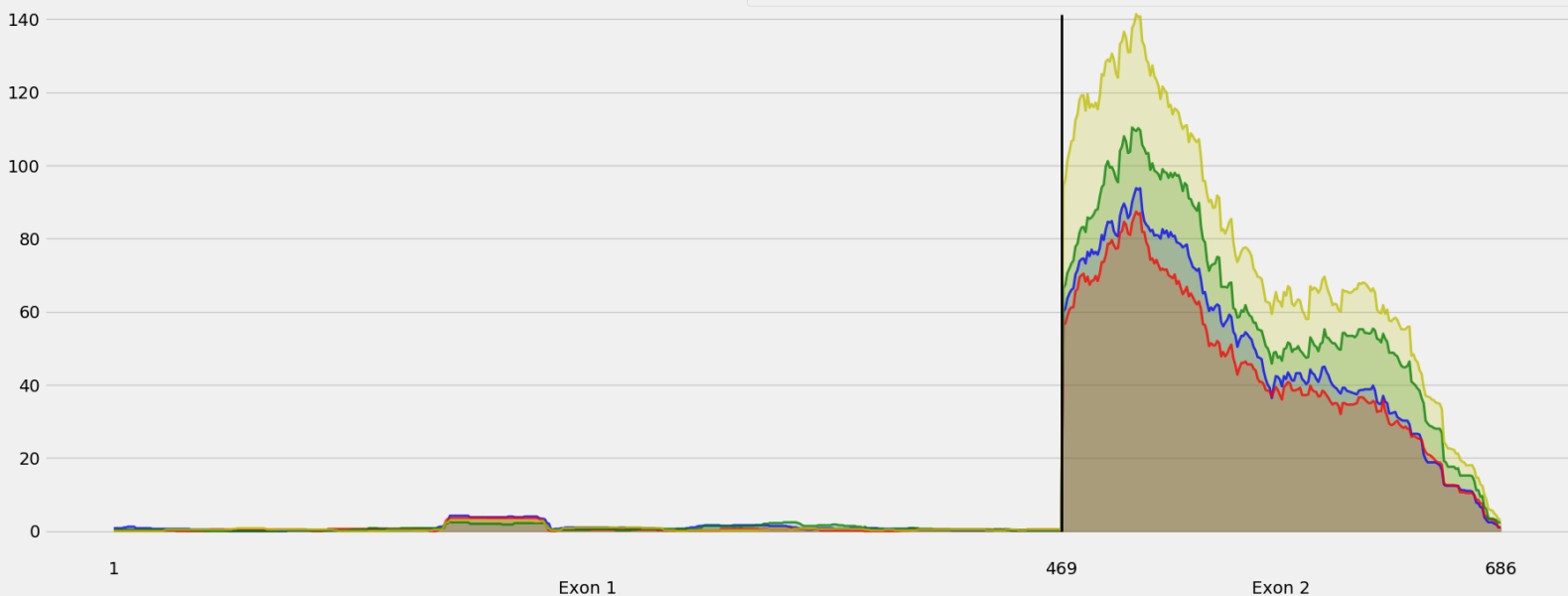
Coverage for chr17:31520115-31531326 - specific regions  
Strand: Plus

9 months - #samples: 5 - aggregate mean coverage: 42.18 - sd between samples: 0.32  
15 months - #samples: 5 - aggregate mean coverage: 39.95 - sd between samples: 0.48  
24 months - #samples: 5 - aggregate mean coverage: 50.30 - sd between samples: 0.94  
30 months - #samples: 5 - aggregate mean coverage: 63.60 - sd between samples: 1.37



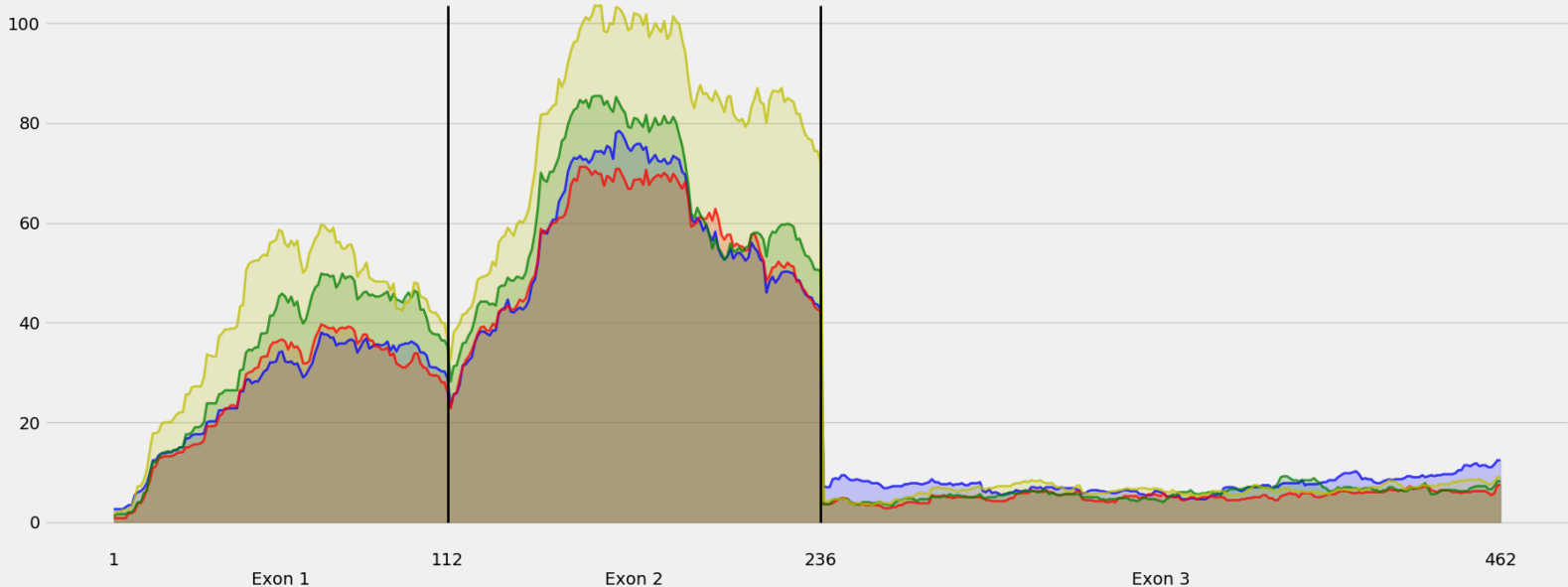
Coverage for chr17:31520115-31531326 - specific regions  
Strand: Plus

9 months - #samples: 5 - aggregate mean coverage: 16.02 - sd between samples: 0.32  
15 months - #samples: 5 - aggregate mean coverage: 14.44 - sd between samples: 0.48  
24 months - #samples: 5 - aggregate mean coverage: 19.47 - sd between samples: 0.94  
30 months - #samples: 5 - aggregate mean coverage: 24.32 - sd between samples: 1.37



Coverage for chr17:31520115-31531326 - specific regions  
Strand: Plus

9 months - #samples: 5 - aggregate mean coverage: 25.14 - sd between samples: 0.32  
15 months - #samples: 5 - aggregate mean coverage: 23.73 - sd between samples: 0.48  
24 months - #samples: 5 - aggregate mean coverage: 27.54 - sd between samples: 0.94  
30 months - #samples: 5 - aggregate mean coverage: 34.45 - sd between samples: 1.37



Coverage for chr17:31520115-31531326 - specific regions  
Strand: Plus

9 months - #samples: 5 - aggregate mean coverage: 15.32 - sd between samples: 0.32  
15 months - #samples: 5 - aggregate mean coverage: 15.25 - sd between samples: 0.48  
24 months - #samples: 5 - aggregate mean coverage: 17.63 - sd between samples: 0.94  
30 months - #samples: 5 - aggregate mean coverage: 22.17 - sd between samples: 1.37

